





2-2-2 Outdoor Unit

Outdoor Type								
Model				RVXMHF040E*	RVXMHF050E*	RVXMHF050G*	RVXMHF060G*	
Equivalent horsepower			HP	4.0	5.0	5.0	6.0	
Power supply			ø, V, Hz	1, 220-240, 50		3, 380-415, 50		
Performance	Cooling Capacity		kW	12.5	14.0	14.0	16.0	
	Heating Capacity		kW	14.5	16.0	16.0	18.0	
	COP	Cooling			3.33	3.04	3.04	3.05
		Heating			4.05	3.87	3.87	3.73
	Noise level		dB(A)	59/60	59/60	59/60	60/61	
	Maximum number of connectable indoor units		ea	7	8	8	9	
	Minimum capacity index		%	50	50	50	50	
	Maximum capacity index		%	130	130	130	130	
Power	Power input	Cooling	kW	3.75	4.61	4.61	5.24	
		Heating	kW	3.58	4.13	4.13	4.82	
	Running current	Cooling	A	18.0	22.5	8.5	10.2	
		Heating	A	18.0	21.5	7.8	9.9	
Power breaker(MCCB/ELB)		A	30	30	16	20		
Others	Fan	Type		Propeller fan	Propeller fan	Propeller fan	Propeller fan	
		Air flow rate	m³/min	105	105	105	105	
	Compressor	Type		Digital Scroll	Digital Scroll	Digital Scroll	Digital Scroll	
		Model name		ZPD61KCE-PFZ	ZPD67KCE-PFZ	ZPD72KCE-TFD	ZPD83KCE-TFD	
	Refrigerant	Name		R410A	R410A	R410A	R410A	
		Charge	kg	5.5	5.5	5.5	5.5	
		Control		Electronic expansion valve				
	Piping connections	Liquid	ø(mm)	9.52	9.52	9.52	9.52	
		Gas	ø(mm)	15.88	15.88	15.88	19.05	
		Oil balance	ø(mm)	-	-	-	-	
Size	Dimensions(WxHxD)		mm	932x1,128x375	932x1,128x375	932x1,128x375	932x1,128x375	
	Weight	Net	kg	124.0	125.0	125.0	125.0	
		Gross	kg	132.0	133.0	133.0	133.0	
Function/ Option	Operation range	Cooling	°C	-5°C~43°C	-5°C~43°C	-5°C~43°C	-5°C~43°C	
		Heating	°C	-20°C~24°C	-20°C~24°C	-20°C~24°C	-20°C~24°C	
	Pipe length	Length	m	100	100	100	100	
		Height	m	30	30	30	30	