

GMCC

用芯创造未来

2015

ROTARY COMPRESSOR

旋转式压缩机产品手册



GMCC
Creates A Future With A Core

本资料相关技术数据仅供参考，实际数据以我司最新的产品规格书为准
The data of this catalog is for reference only, the actual data is subject to
the latest specification document.
品牌整合推广：川上（中国）品牌管理有限公司 020-34354269

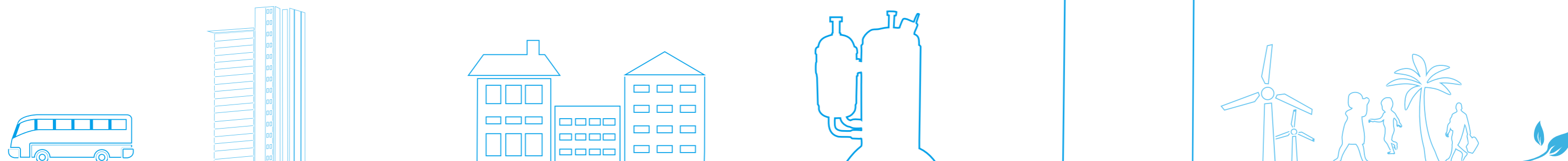


环保纸张
可回收资源
Recyclable
Made From Recycled Content

www.chinagmcc.com

CONTENTS

目录

01 公司简介
COMPANY PROFILE03 绿色里程
GREEN MILE05 绿色技术
GREEN TECHNOLOGIES07 绿色核心
GREEN CORE09 绿色创新
GREEN INNOVATION11 绿色制造
GREEN MANUFACTURE13 产品命名规则
TYPE DESIGNATION(A)15 产品系列型谱
PRODUCT TYPE SPECTRUM16 产品应用领域
PRODUCT APPLICATION FIELD39 制冷量测试条件
Refrigerating Capacity Test Condition40 压缩机标准包装
Compressor Standard Package41 压缩机标准附件
Compressor Accessories42 联系我们
Contact Us

GMCC is a precision manufacturer specializing in the R&D, manufacture and marketing of rotary, reciprocating and other types of refrigeration, refrigerated storage and ambient air-conditioner compressors, with its products applied widely to air conditioners, refrigerators, refrigerated cabinets, heat-pump water-heaters, dehumidifiers, driers, refrigerated trucks, water dispensing equipment, etc.

Founded in 1995, GMCC is the world's largest manufacturer of air conditioner compressors and fastest-growing manufacturer of refrigerator compressors. Currently, GMCC has four production bases in China, which are Guangdong Meizhi Compressor Co., Ltd. and Guangdong Meizhi Precision Manufacturing Co., Ltd. located in Shunde, Guangdong, Anhui Meizhi Compressor Co., Ltd. located in Hefei, Anhui, and Anhui Meizhi Precision Manufacturing Co., Ltd. located in Wuhu, Anhui. GMCC has been ranking first worldwide in terms of output and sales volume of air-conditioner rotary compressors since 2006, and currently has a market share of 25% and an annual production capacity of 51 million units, including 9 million refrigerator compressors, being one of the fastest-growing manufacturers of refrigerator compressors in the world.

As a manufacturer of core parts in the refrigeration industry, GMCC has contributed significantly to the industry's healthy development and technological upgrading by improving production capacity and

technologies constantly. GMCC has world-class R&D capacity and production equipment, and has established sound independent R&D and product systems, developed fixed speed and inverter products suited to refrigeration appliances worldwide, and passed authoritative certifications, including CCC, TUV, UL, CSA and VDE. In recent years, GMCC has made breakthroughs in cutting-edge compressor technologies, such as the environmental friendly refrigerant application technology, energy saving inverter technology, high-comfort application technology and green manufacturing technology, and become a technological leader in the global compressor industry.

Guided by the global leadership strategy, the GMCC people are focusing on the common vision of "To Be the Most Excellent Compressor Supplier in the World", and practicing the core values of "Dedicative, Interactive, high-Efficiency and Effective, Competitive", and the code of conduct of "Customers First, Pragmatic and Innovative, Respect People, Keep Learning" in order to strengthen the compressor business, pursue inclusive, intensive and sustainable development on the precondition of knowledge accumulation and innovation, and build comprehensive competitive edges based on products, talent, efficiency, speed and scale persistently.

COMPANY PROFILE

公司简介

GMCC 美芝是专业化研发、生产、销售旋转式、往复等冷冻冷藏、环境空气调节用压缩机的精密制造企业，产品被广泛应用于各类空调、冰箱、冷柜、热泵热水器、抽湿机、干衣机、冷藏汽车、饮水机设备等领域。

美芝创建于 1995 年，是全球最大的空调压缩机和最具成长性的冰箱压缩机制造企业。目前，GMCC 美芝在国内有 4 大制造基地，分别是位于广东顺德的广东美芝制冷设备有限公司、广东美芝精密制造有限公司，以及位于安徽合肥的安徽美芝制冷设备有限公司、安徽芜湖的安徽美芝精密制造有限公司。自 2006 年起，GMCC 美芝空调用旋转式压缩机产销规模持续雄居全球第一，目前市场占有率已超过 30%，年产能已达到 5100 万台；其冰箱用压缩机的年产能已达 900 万台，成为全球范围内产销规模增长最为迅速的冰箱压缩机企业之一。

作为制冷行业核心零部件企业，GMCC 美芝通过不断提升产能规模和升级产品技术，为空调、冰箱产业的健康发展及

技术升级做出了重要贡献。GMCC 美芝现已具备全球领先的研发技术和生产设备，建立了完善的自主研发体系和产品体系，拥有适应全球各地区制冷器具基本需求的定速和变频产品，并通过了 CCC、TUV、UL、CSA、VDE 等各项权威认证。近年来，美芝在压缩机前沿技术领域如环保冷媒应用技术、节能变频技术、高舒适性应用技术及绿色制造技术等方面均取得了诸多突破性成果，成为全球压缩机行业技术领跑者。

在全球领先战略的指引下，美芝人聚焦“做全球最优秀压缩机供应商”的共同愿景，奉行“敬业、互动、高效、竞争”的核心价值观和“顾客第一、务实创新、尊重个人、不断学习”的核心行为准则，专致于压缩机事业的做强、做大，始终不渝地追求以知识积累和创新为前提的内涵集约式可持续发展，坚持不懈地锻造基于产品、人才、效率、速度和规模的综合竞争优势。

广东美芝制冷设备有限公司



广东美芝精密制造有限公司



安徽美芝制冷设备有限公司



安徽美芝精密制造有限公司



GREEN MILE

绿色里程

03

04

2000年10月

交流变频机种研发成功
实现量产

Oct.2000
AC INV Comp.

2004年03月

广东美芝精密制造
有限公司正式投产

Mar.2004
Guangdong Meizhi Precision
Manufacturing Co.,Ltd.
Went into Production

2008年11月

第一台冰箱
压缩机下线

Nov.2008
1st Reciprocating Comp.
Produced

12月

R410A冷媒双缸直流
变频产品实现量产

Dec.2008
R410A-DC INV Twin
Cylinder Comp.

2010年01月

卧式系列冷冻压缩机
研发成功，投放市场

Jan.2010
The Horizontal Refrigerating
Compressor Was Successfully
Developed and Marketed

05月

CO₂热泵热水器专
用压缩机研发成功

May.2010
Comp.for HP
Water Heater in CO₂

10月

首创双缸变容
压缩机投入市场

Oct.2010
1st Twin Cylinder Variable
Capacity Compressor Was Put into Market

2013年

第2亿台旋转式压缩机下线及喷气
增焓旋转式变频压缩机研发成功

2013
The 200,000,000th rotary compressor rolled off
the line, and the rotary inverter gas injection
compressor was developed successfully.

引入日方技术，X1C、X2C
系列压缩机开始投产

Oct.1996
Introducing Japanese Tech,
Produce X1C,X2C Series
Rotary Comp.

1996年10月

环保冷媒R410A直流
变频压缩机研发成功
实现量产

Sep.2003
R410A-DC INV Comp.

2003年09月

高效G1系列产品
量产成功

Nov.2007
High - Efficiency
G1 Series Comp.

2007年11月

R134a热泵热水
器系列专用压缩
机投放市场

Dec.2009
Special Comp. for
HP Water Heater
in R134a

2009年12月

美芝芜湖空压基地
投产

Oct.2011
The Air Compressor
Base of GMCC
in Wuhu Was Put
into Production

2011年10月

11月
正式被认定为首家联合国
蒙特利尔R290压缩机
示范生产线

Nov. 2011
R290 Production Line Became
the First Pilot Production Line
Recognized by the UN Montreal

成为全球首家变频压缩机累
计生产达3000万台的企业

July.2012
1st Enterprise with the
Cumulative Production of
over 30 Million INV
Compressors in the World

2012年07月

国内首发变频变容
高效空调压缩机

1st to Release Variable
Volumes DC-INV
Compressor in China

GMCC美芝空调压缩机
全球市场占有率达30%

2014
The global market share of
GMCC air-conditioner
compressors reached 30%.

2014年

GREEN TECHNOLOGIES

绿色技术

与10年前相比，GMCC美芝压缩机如今的能效提升超过10%。按照GMCC美芝压缩机目前的销售规模，相当于2014冷年总计省电超过43亿度电，也相当于一年减少二氧化碳排放336万吨。

秉承“为了人类的家园与文明”的企业使命，GMCC美芝履行低碳发展战略，不断进行技术研发和产品升级，为全球社会提供优质而绿色的压缩机动力核芯。

Compared to 10 years ago, the energy efficiency of GMCC compressors has improved by over 10%. Based on the current sales volume, this is equivalent to a power saving of 4.3 billion kWh in 2014 cold year, or a reduction in CO2 emission of 3.36 million tons. Abiding by the corporate the mission of "for human homeland and civilization", GMCC practices a low-carbon development strategy, and keeps conducting technological R&D and product upgrading to provide premium green compressor engines to global society.

(一) 环保冷媒应用技术

GMCC 美芝是业内最早推行环保冷媒研究的压缩机企业之一，近十年来先后率先推出 R407C、R410A、CO2、R290 和 R32 等环保冷媒压缩机产品，并于 2011 年签约成为联合国唯一 R290 环保冷媒空调压缩机示范生产线。GMCC 美芝现已成为全球环保冷媒技术最先进、应用最成熟、发展最全面的压缩机企业之一。

(A) Environmental friendly refrigerant applied technology

GMCC is one of the earliest compressor manufacturers which conduct environmental friendly refrigerant research. In recent years, the company has pushed a series of environmental friendly refrigerant compressors including R407C, R410A, CO2, R290 and R32. In 2011, the R290 production line of GMCC became the first pilot production line recognized by the UN. GMCC has become one of the compressor manufacturers with the most advanced, mature and overall-developing environmental friendly refrigerant technologies around the world.

(二) 高效节能变频技术

早在 2003 年，GMCC 美芝就推出了 R410A 直流变频压缩机，是国内最早推出直流变频压缩机的企业之一。2012 年 7 月份其变频压缩机的累计销量已突破 3000 万台，并先后首发全球领先的高效变频变容压缩机和喷气增焐变频压缩机，对空调行业的变频化发展起到了重要的推动作用。

(B) Highly efficient energy-saving and inverter technologies

In 2003, GMCC marketed R410A DC inverter compressor, and the company was one of the earliest DC inverter compressor manufacturers at home. In July 2012, the accumulated sales of inverter compressors had exceeds 30 million units, and the company became the first to market globally leading variable volumes DC-INV compressors and gas-injectio DC-INV compressors successively, which played a driving role in the inverter development of air conditioning industry.

(三) 高舒适性应用技术

为了向终端消费者提供更好的体验，GMCC 美芝一直致力于产品的结构创新和优化设计，改善用户对听感舒适的要求；并以高灵敏度控制系统，实现 $\pm 0.1^{\circ}\text{C}$ 恒温精控，远远低于人体感知的温差。目前，GMCC 美芝今年最新研制成功的 SN 系列直流变频压缩机，成为高舒适性应用技术的佼佼者。

(C) High comfort applied technology

In order to provide better experience of terminal users, GMCC has been devoting itself to products' structural innovation and optimal design to improve consumers' requirements in hearing comfort; and high sensitivity control systems are adopted to achieve constant temperature control at $\pm 0.1^{\circ}\text{C}$, which is far lower than the temperature difference that the human body can feel. At present, SN serial DC inverter compressors newly researched by GMCC this year have become the best products of high comfort applied technology.



GREEN CORE

绿色核芯

R290环保冷媒压缩机

Compressor based on environment-friendly refrigerant R290

产品优势 Product features



环保 Environmental friendliness

无氟无氯，对臭氧层无破坏，全球变暖系数极低

Free from fluorine and chlorine, no damage to the ozoneosphere, extremely low global warming factor



高效 High efficiency

高效节能，压缩机及系统能效比更高

High efficiency, energy conservation, higher compressor and system energy efficiency



安全 Safety

安全可靠，小型化低油量设计，减少R290充注量

Safe, reliable, compact and low-fuel consumption design, reduced R290 charge



经济 Economy

自然工质，获取更简单，无二次替代风险

More readily available natural working media, no risk of secondary replacement

实现系列产品量产:

推进定速、变频系列产品的量产，压缩机单体COP高达4.5，满足系统能效需求。

Realizing serial production:

Promoting the serial production of the fixed-speed and inverter series, with a single-unit COP of up to 4.5, meeting system demand for energy efficiency

保障安全可靠性能:

大幅降低R290充注量，提高安全性，帮助系统厂商满足苛刻的制冷剂充注量要求。

Ensuring safety and reliability:

Reducing R290 charge dramatically, improving safety, and helping system vendors meet stringent refrigerant charge requirements

研究系统解决方案:

深入研究系统特点，为R290整机系统应用提供参考指引，相关产品已经量产上市。

Studying system solution:

Studying system features in depth to provide a reference for the application of R290 units, where relevant products have been put into serial production and launched

推动全球替代进程:

技术论文发布、专利申请公开及会议演讲，携R290压缩机全球巡展，共享R290研发成果。

Driving the global replacement process:

Sharing R290 R&D achievements through technical papers, patent applications and publications, conference speeches, and a global exhibition tour of the R290 compressor

旋转式喷气增焓变频压缩机

Jet enthalpy rotary compressor

产品优势 Product features



1、能效更高

SEER60条件下单体COP395%

1. Higher energy efficiency

The compressor COP is 395% under the conditions of WEER60



3、提高产品低温适应性

-20°C环境温度保证高出风温度

3. Improved low temperature adaptability

High outlet air temperatures at an ambient temperature of -20°C



5、系列化程度高

1HP-5HP全系列应用喷气增焓技术

5. High level of serialization

Gas injection technology applied to the whole lineup of 1HP-5HP



2、制热能力更强

-15°C环境制热能力相对提升可达20%-50%

2. Higher heating capacity

Relative improvement of heating capacity at an ambient temperature of -15°C by 20%-50%



4、强劲动力

准二级压缩技术，提供强大动力

4. Strong power

Sub-Class-2 compression technology that provides strong power

能效提升

Improved energy efficiency



通过“国际领先”技术鉴定

荣获2013年艾普兰核芯奖

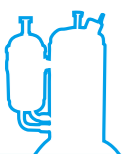
“家电科技进步奖一等奖”

Passing “Global Leadership” technical appraisal

Winning the 2013 Appliance Grand Prize

First Prize of the China Household Electric

Appliance Technological Progress Award



GREEN INNOVATION

绿色创新

为保持核心科技的领先优势，GMCC美芝持续投入大量科研资源，配备了160余套价值超过1.2亿元的噪声/振动测试仪器与分析软件、压缩机模拟空调气体负荷试验、耐久试验、电机性能测试等设备，建立起全球领先的研发测试中心，并通过了国家实验室认证和UL CTRDP认证。

To maintain the leadership of core technologies, GMCC has been investing heavily in scientific research. It has purchased over 160 noise/vibration test instruments worth over RMB120 million, as well as analysis software, and simulated air-conditioner gas load, durability and motor performance testing equipment, established a globally leading R&D and testing center, and been certified as a national laboratory and to UL CTRDP.



自主性研发平台

拥有广东省制冷工程技术中心，下辖3个产品研发平台，具有完备的基础技术研究和产品开发体系，拥有各类科技人员268人，占公司全员39%以上。



Independent R&D Platform

We own Guangdong refrigerating engineering technical center, governing three product R&D platforms, equipped with complete basic technical research and product development system. We have 268 technicians, occupying over 39% of the total.

创新型科研队伍

已建成由博士、硕士和学士组成的知识结构层，同时铺建了由高级工程师、工程师、助理工程师构成的纵向职称网络，其中日韩籍专家5人，有效保证公司的研发能力和发展后劲。



Innovative R&D Team

We have established a brainpower team consisting of doctors, masters and bachelors, as well as title network including senior engineers, engineers, assistant engineers and so on, of whom, there are five experts from Japan or Korea, which guarantee the R&D potential and development of the company.

现代化实验设备

国内领先的PDM系统、全套先进的实验测试分析系统和实验室，包括最先进的噪音实验室、压缩机量热计实验室、压缩机单体耐久、压缩机试作室、电机性能实验室、焓差实验室、部品精密测量室。



Modern Experimental Equipment

Domestic leading PDM system, advance test analysis system and labs, including the most advanced noise lab, compressor calorimeter, compressor unit duration, compressor test lab, motor performance lab, enthalpy difference lab, part fine measurement lab and so on.

GREEN MANUFACTURE

绿色制造



“做全球最优秀的压缩机供应商”
作为制造企业的GMCC美芝
不断进行管理体系升级和制造工艺创新
为产品注入低碳、品质和服务等附加价值
用芯创造未来

“To be the most excellent compressors provider in the world”
GMCC, as a manufacturer, has been carrying out
the management system upgrade and
technical innovation so as to integrate added value as low carbon
quality and service to products and to create a future with cores

(一) 智能生产

近年来，GMCC 美芝在内部推进智能化生产的改造，已取得良好效果。目前，在压缩机生产中已实现了气缸连线自动化、定子 AC/DC 仕上自动化、高冲工序检测自动化、DC 转子装配自动化等，这些自动化项目的陆续投入使用，使美芝在规模、效率、品质、成本等各方面获得更大提升，继续保持行业领先优势。

(A) Intelligent production

In recent years, GMCC has carried out reforming of intelligent production in the company, and achieved a lot. Currently it has achieved cylinder connection automation, stator AC/DC finishing automation, high-punching process test automation, DC rotor assembly automation in the production of compressors, with the use of the automation projects in succession, GMCC has greatly improved itself in scale, efficiency, quality and cost, and kept leading in the industry.




(二) 绿色生产

GMCC 美芝建立了完善的能源管理制度，将能源消耗指标纳入部门考核中，并形成了三漏问题点自查及巡查机制；同时，美芝在内部生产中推行的中水回用、中央空调节能改造、生物质锅炉节能改造、空压机集成控制改造、中外炉余热利用改造等项目，对于生产过程中的节能减排极有成效。

(B) Green manufacture

GMCC has established perfect energy management systems, and the energy consumption indices are integrated to department check, and it has formed three-leakage point self check and inspection systems; meanwhile, GMCC promotes projects in production such as use of reclaimed water, energy-saving rebuilding of central air conditioning, energy-saving rebuilding of biomass boilers, rebuilding of compressor integration control, rebuilding of residual heat of boilers and so on, which have higher effect in energy saving and emission reduction in the production.



(三) 精益制造


为了深挖制造潜力，实现高价值环节自动化，GMCC 美芝立足自身实际实施精益制造项目，紧密围绕生产自动化和布局优化方向，培养精益制造团队，同步提升内、外部物流供应能力和生产制造能力，逐步实现高质量、高效率、低成本、短交期的精益制造模式。

(C) Lean manufacture

In order to tap manufacturing potential and automate high-value processes, GMCC has implemented the lean manufacture project based on its own conditions, built a lean manufacture team for production automation and layout optimization, improved internal and external supply and manufacturing capacity, and realized a lean manufacture pattern featuring high quality and efficiency, low cost and short delivery period gradually.

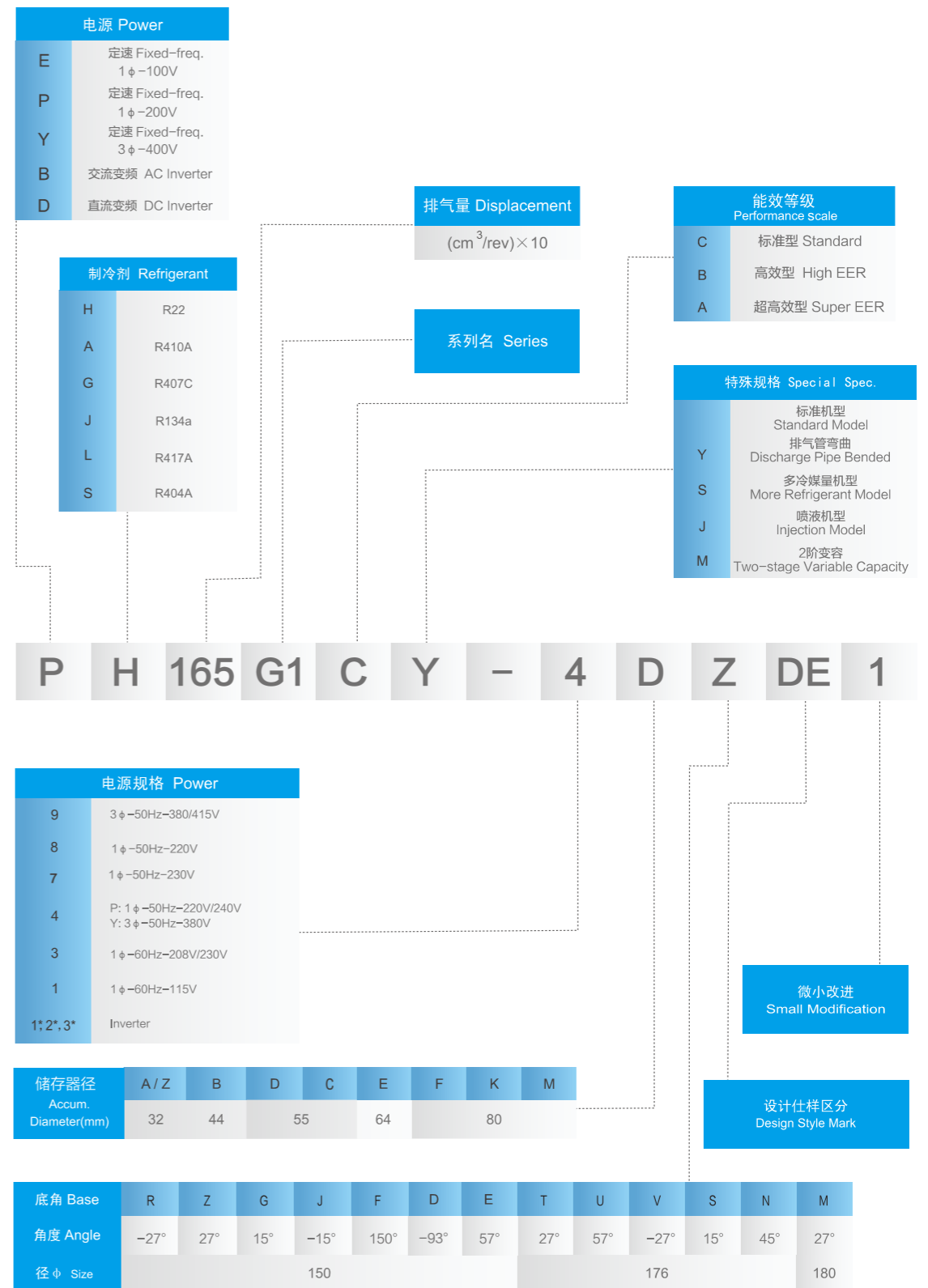
压缩机命名规则 (一)

TYPE DESIGNATION(A)



压缩机命名规则 (二)

TYPE DESIGNATION(B)

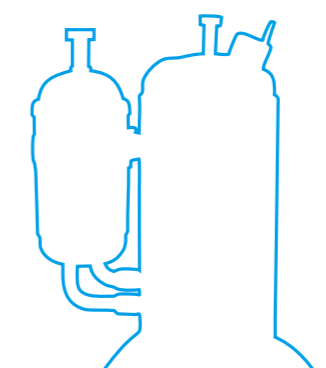


产品系列型谱
PRODUCT TYPE SPECTRUM

产品类别 Type			压缩机能力范围 Compressor Capacity Range																		认证 Certificate
冷媒 Refrigerant	频率 Frequency	电压 Voltage	Kw KBTU/h	1.0 3.4	1.5 5.1	2.0 6.8	2.5 8.5	3.0 10.2	3.5 11.9	4.0 13.6	4.5 15.3	5.0 17.1	5.5 18.8	6.0 20.5	6.5 22.2	7.0 23.9	7.5 25.6	8.0 27.3	8.5 29.0	9.0 30.7	
R22	50Hz	220/240V	[Bar chart: 3.4 to 32.4] (3360~29580 BTU/h)																		CCC TUV
		T3 220/240V	[Bar chart: 5.1 to 32.4] (12485~23360 BTU/h)																		TUV
	60Hz	115V	[Bar chart: 3.4 to 8.5] (7250~11940 BTU/h)																		UL CSA
		208/230V	[Bar chart: 3.4 to 32.4] (7145~32315 BTU/h)																		UL CSA
		T3 208/230V	[Bar chart: 5.1 to 32.4] (13355~27010 BTU/h)																		TUV
DC Inverter		[Bar chart: 3.4 to 32.4] (7600~23000 BTU/h)																		CCC	
R407C	50Hz	220/240V	[Bar chart: 3.4 to 32.4] (5000~28850 BTU/h)																		TUV
	AC Inverter		[Bar chart: 3.4 to 32.4] (7600~18000 BTU/h)																		TUV
R410A	50Hz	220/240V	[Bar chart: 3.4 to 32.4] (4700~32500 BTU/h)																		TUV CCC
		T3	[Bar chart: 5.1 to 32.4] (13355~27010 BTU/h)																		TUV
	60Hz	115V	[Bar chart: 3.4 to 8.5] (4600~13100 BTU/h)																		UL CSA
		208/230V	[Bar chart: 3.4 to 32.4] (6700~30200 BTU/h)																		UL CSA
		T3	[Bar chart: 5.1 to 32.4] (13355~27010 BTU/h)																		TUV
DC Inverter		[Bar chart: 3.4 to 32.4] (7000~26300 BTU/h)																		CCC	
R134a	50Hz	220/240V	[Bar chart: 3.4 to 8.5] (4600~19500 BTU/h)																		TUV CCC
R404a	50Hz	220/240V	[Bar chart: 3.4 to 8.5] (2800~4600 BTU/h)																		TUV
R290	50Hz	220/240V	[Bar chart: 3.4 to 8.5] (2800~4600 BTU/h)																		TUV
R32	50Hz	220/240V	[Bar chart: 3.4 to 8.5] (2800~4600 BTU/h)																		TUV

PRODUCT APPLICATION FIELD
产品应用领域

- Refrigerated truck 冷冻冷藏车
- Clothes dryer 干衣机
- Light commercial A/C 轻型商用空调
- Refrigerator 冰箱
- Sppt type A/C 壁挂空调
- Freezer 冷藏冷冻
- Porckaged A/C 柜式空调
- Air-heatpump water heater 空气能热水器



PRODUCT TYPE SPECTRUM
产品系列型谱

PRODUCT APPLICATION FIELD
产品应用领域



变频压缩机 INV COMPRESSOR

系列 Series	代表机型 Typical Model	排量 Displ. (cm ³ /rev)	制冷量 Cooling Capacity (W) (Btu/h)	功率 Power (W)	能效比 COP (W/W)	压缩机高度 Compressor Height (mm)	排气管内径 Discharge Pipe ID (mm)	回气管内径 Suction Pipe ID (mm)	备注 Remark
--------------	-----------------------	--	--	--------------------	---------------------	---------------------------------------	---------------------------------------	-------------------------------------	--------------

R410A

单缸变频 DC INVERTER SINGLE CYLINDER

测试条件 Test Condition: SEER60

SK	ASK75D43UEZ	7.5	2244	7657	575	3.90	-	8.1	9.8	----
	ASK89D53UEZ	8.9	2640	9008	670	3.94	-	8.1	9.8	----
SN	ASN89D22UFZ	8.9	2670	9110	685	3.90	243	8.1	12.9	----
	ASN89D32UFZ	8.9	2670	9110	681	3.92	243	8.1	12.9	▲
	ASN89D43UFZ	8.9	2670	9110	676	3.95	252	8.1	12.9	▲
	ASN98D22UFZ	9.7	2920	9964	745	3.92	252	8.1	12.9	----
	ASN98D32UFZ	9.7	2920	9964	740	3.95	252	8.1	12.9	----
	ASN98D43UFZ	9.7	2930	9997	730	4.00	262	8.1	12.9	▲
	ASN108D22UEZ	10.8	3235	11038	829	3.90	252	8.1	9.8	----
	ASN108D32UFZ	10.8	3275	11174	830	3.95	252	8.1	12.9	----
	ASN108D43UFZ	10.8	3275	11174	815	4.02	262	8.1	12.9	▲
	SM	ASM135D23UFZ	13.3	4030	13750	1028	3.92	292	8.1	12.9

变频压缩机 INV COMPRESSOR

系列 Series	代表机型 Typical Model	排量 Displ. (cm ³ /rev)	制冷量 Cooling Capacity (W) (Btu/h)	功率 Power (W)	能效比 COP (W/W)	压缩机高度 Compressor Height (mm)	排气管内径 Discharge Pipe ID (mm)	回气管内径 Suction Pipe ID (mm)	备注 Remark
--------------	-----------------------	--	--	--------------------	---------------------	---------------------------------------	---------------------------------------	-------------------------------------	--------------

R410A

双缸变频 DC INVERTER TWIN CYLINDER

测试条件 Test Condition: SEER60

S1	DA115S1B-27FZ	11.5	3380	11533	840	4.02	279	8.1	12.9	----
	DA131S1B-28FZ	13.1	3950	13478	1000	3.95	279	8.1	12.9	----
	DA210S1CS-29MT	21.0	6430	21939	1728	3.72	279	9.8	16.2	----
S2	DA250S2C-30MT	25.1	7740	26409	2150	3.60	322	9.8	16.2	----
TM	ATM150D23UFZ	-	-	-	-	-	-	8.1	12.9	▲
	ATM180D2UMT	18.0	5500	18766	1385	3.96	-	9.8	16.2	----
TF	ATF200D22UMT	-	-	-	-	-	-	9.8	16.2	----
	ATF235D22UMT	23.5	7060	24088	1935	3.65	-	9.8	16.2	▲
TQ	ATF310D55UMT	31.0	9640	32890	2587	3.73	-	9.8	16.2	----
	ATQ360D1UMU	36.0	11000	37532	2973	3.70	406	9.8	16.2	----
	ATQ420D2UMU	42.0	12960	44220	3456	3.75	406	9.8	16.2	----
	ATQ550D3UMU	55.0	17400	59369	4765	3.65	406	9.8	16.2	----

变频变容 VARIABLE VOLUMES DC-INV COMPRESSOR

测试条件 Test Condition: SEER60


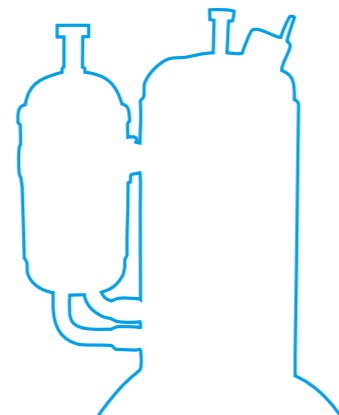
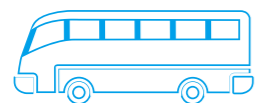
VM	AVM115D6UFZ	11.5	3350	11430	827	4.05	-	8.1	12.9	----
	AVM131D1UFR	13.2	3940	13443	986	3.99	-	8.1	12.9	----
	AVM150D1UFR	15.0	4490	15320	1136	3.95	-	8.1	12.9	----
VF	AVF250D1UMU	25.2	7720	26341	2119	3.64	-	9.8	16.2	----
	AVF300D1UMU	29.9	9120	31117	2505	3.64	-	9.8	16.2	----

补气增焓 VAPOR INJECTION DC-INV COMPRESSOR

测试条件 Test Condition: SEER60

PF	APF230D22UMT	23.0	7925	27040	2183	3.63	322	9.8	16.2	----
PM	APM150D55UFZ	15.0	4420	15081	1179	3.75	292	8.1	12.9	----
QN	AQN108D43UFZ	10.8	3475	11857	889	3.91	-	8.1	12.9	----

备注: 带▲的产品为正在开发的产品
Remarks: ▲are being-developed



环保冷媒压缩机

GREEN REFRIGERANT COMPRESSOR

系列 Series	代表机型 Typical Model	排量 Displ. (cm ³ /rev)	制冷量 Cooling Capacity (W) (Btu/h)	功率 Power (W)	能效比 COP (W/W)	电容 Capacitor (μF/V)	压缩机高度 Compressor Height (mm)	排气管内径 Discharge Pipe ID (mm)	回气管内径 Suction Pipe ID (mm)	备注 Remark
--------------	-----------------------	--	--	--------------------	---------------------	---------------------------	---------------------------------------	---------------------------------------	-------------------------------------	--------------

R290

1 φ -50Hz-220/240V

测试条件 Test Condition: ASH

系列	代表机型	排量	制冷量	功率	能效比	电容	压缩机高度	排气管内径	回气管内径	备注	
SM	DSM165V12UDZ	16.5	2480	8460	730	3.40	25/370	286	8.1	9.8	----
	DSM180V1UDZ	18.1	2660	9076	825	3.22	30/370	286	8.1	9.8	----
SF	DSF240V1UFT	23.9	3980	13580	895	4.45	35/370	325	8.1	12.9	GX
	DSF340V1UFT	34.0	5045	17214	1530	3.30	40/400	325	8.1	12.9	----

R290

1 φ -50Hz-230V

测试条件 Test Condition: GX

系列	代表机型	排量	制冷量	功率	能效比	电容	压缩机高度	排气管内径	回气管内径	备注	
SG	DSG320S1UFT	32.0	5460	18630	1158	4.72	55/400	-	8.1	12.9	----
	DSG400S1UFU	40.0	6750	23030	1500	4.50	55/400	-	8.1	12.9	----
SM	DSM215V2UDZ	21.4	3218	10980	963	3.34	35/370	-	8.1	9.8	ASH

R32

1 φ -50Hz-220/240V

测试条件 Test Condition: ARI

系列	代表机型	排量	制冷量	功率	能效比	电容	压缩机高度	排气管内径	回气管内径	备注	
SN	KSN93V11UDZ1	9.3	2320	7916	847	2.74	25/370	298	8.1	9.8	----
SM	KSM99V1UFT	9.9	2250	7677	790	2.85	35/370	298	8.1	12.9	----
	KSM93V11VDZ	9.3	2320	7916	784	2.96	25/370	298	8.1	9.8	----
	KSM120V1VFE	12.0	2729	10557	1030	3.00	35/370	298	8.1	12.9	----
	KSM135V1UFT	13.3	3025	10321	1050	2.88	35/370	298	8.1	12.9	----
SG	KSG186V1UMU	18.6	4800	16380	1655	2.90	55/400	344	9.8	16.2	----
	KSG196V1UMU	19.6	5065	17280	1750	2.90	50/400	344	9.8	16.2	----
	KSG270V1UKV	27.0	6980	23815	2450	2.85	60/400	344	9.8	12.9	----

环保冷媒压缩机

GREEN REFRIGERANT COMPRESSOR

系列 Series	代表机型 Typical Model	排量 Displ. (cm ³ /rev)	制冷量 Cooling Capacity (W) (Btu/h)	功率 Power (W)	能效比 COP (W/W)	压缩机高度 Compressor Height (mm)	排气管内径 Discharge Pipe ID (mm)	回气管内径 Suction Pipe ID (mm)	备注 Remark
--------------	-----------------------	--	--	--------------------	---------------------	---------------------------------------	---------------------------------------	-------------------------------------	--------------

R290

DC Inverter

测试条件 Test Condition: SEER60

系列	代表机型	排量	制冷量	功率	能效比	压缩机高度	排气管内径	回气管内径	备注	
SM	DSM160D19UDZ	15.8	2750	9381	670	4.10	285	8.1	9.8	----
	DSM180D19UDZ	17.9	3100	10575	760	4.10	285	8.1	9.8	----

R32

DC Inverter

测试条件 Test Condition: SEER60

系列	代表机型	排量	制冷量	功率	能效比	压缩机高度	排气管内径	回气管内径	备注	
SM	KSM108D10UEZ	10.8	3385	11548	885	3.82	283	8.1	9.8	----
	KSM108D9UFZ2	10.8	3425	11686	855	4.00	283	8.1	12.9	----
	KSM135D23UFZ	13.5	4272	14575	1090	3.92	-	8.1	12.9	----
	KSM89D10UEZ	8.9	2810	9588	735	3.82	259	8.1	9.8	----
SN	KSM89D16UFZ2	8.9	2785	9502	730	3.82	259	8.1	12.9	----
	KSN108D22UFZ	10.8	3455	11788	881	3.92	252	8.1	12.9	----
	KSN108D32UFZ	10.8	3455	11788	875	3.95	252	8.1	12.9	----
	KSN89D22UFZ	8.9	2815	9605	730	3.92	243	8.1	12.9	----
	KSN89D32UFZ	8.9	2815	9605	712	3.95	243	8.1	12.9	----
	KSN98D22UFZ	9.7	3050	10406	778	3.92	252	8.1	12.9	----
	KSN98D32UFZ	9.7	3050	10406	772	3.95	252	8.1	12.9	----

R32

双缸变频 DC INVERTER TWIN CYLINDER

测试条件 Test Condition: SEER60


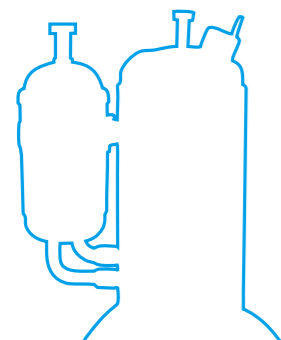
系列	代表机型	排量	制冷量	功率	能效比	压缩机高度	排气管内径	回气管内径	备注	
TF	KTF235D22UMT	23.5	7470	25488	2046	3.65	-	9.8	16.2	----

R290

双缸变频 DC INVERTER TWIN CYLINDER

测试条件 Test Condition: SEER60

系列	代表机型	排量	制冷量	功率	能效比	压缩机高度	排气管内径	回气管内径	备注	
TF	DTF250D5UMT	25.0	4470	15252	1170	3.82	-	9.8	16.2	----



高效定速压缩机-R22(1φ-50Hz-220/240V) HIGH EFFICIENCY COMPRESSOR

系列 Series	代表机型 Typical Model	排量 Displ. (cm ³ /rev)	制冷量 Cooling Capacity (W) (Btu/h)	功率 Power (W)	能效比 COP (W/W)	电容 Capacitor (μF/V)	压缩机高度 Compressor Height (mm)	排气管内径 Discharge Pipe ID (mm)	回气管内径 Suction Pipe ID (mm)	备注 Remark
--------------	-----------------------	--	--	--------------------	---------------------	---------------------------	---------------------------------------	---------------------------------------	-------------------------------------	--------------

R22

1φ-50Hz-220/240V

测试条件 Test Condition: ASH

系列	代表机型	排量	制冷量	功率	能效比	电容	压缩机高度	排气管内径	回气管内径	备注	
SM	HSM135V1UFZ	13.3	2330	7950	700	3.33	25/370	292	8.1	12.9	----
	HSM140V1UFZ	13.9	2435	8309	735	3.32	25/370	292	8.1	12.9	----
	HSM140V11UFZ	13.9	2435	8309	735	3.32	25/370	292	8.1	12.9	内保
	HSM145V11UFZ	14.6	2570	8769	775	3.32	25/370	292	8.1	12.9	内保
	HSM145V1UFZ	14.6	2570	8769	775	3.32	25/370	292	8.1	12.9	----
	HSM150V15UFZ	15.1	2640	9008	800	3.30	25/370	292	8.1	12.9	内保
	HSM150V5UFZ	15.1	2640	9008	800	3.30	25/370	292	8.1	12.9	----
	HSM155V1UFZ	15.3	2665	9093	815	3.27	25/370	292	8.1	12.9	----
	HSM160V5UFZ	15.8	2755	9400	840	3.28	25/370	292	8.1	12.9	----
	HSM165V1UFZ	16.4	2845	9707	870	3.27	30/370	292	8.1	12.9	----
	HSM170V1UFZ	16.9	2920	9963	885	3.30	30/370	292	8.1	12.9	----
	HSM185V1UFT	18.7	3230	11021	985	3.28	35/370	301	8.1	12.9	----
	HSM190V1UFT	19.2	3340	11397	1010	3.30	35/370	301	8.1	12.9	----
	HSM195V1UFT	19.7	3400	11601	1045	3.25	35/370	301	8.1	12.9	----
	HSM200V1UFT	20.1	3470	11840	1060	3.27	35/370	301	8.1	12.9	----
	HSM205V1UFT	20.6	3510	11976	1090	3.22	35/370	301	8.1	12.9	----
HSM210V4UFT	20.9	3605	12300	1120	3.22	40/370	301	8.1	12.9	----	
HSM215V4UFTA	21.4	3700	12625	1140	3.25	40/370	301	8.1	12.9	----	

1φ-50Hz-230V

测试条件 Test Condition: ASH

系列	代表机型	排量	制冷量	功率	能效比	电容	压缩机高度	排气管内径	回气管内径	备注	
G2	PH360G2C-7MU	36.0	6425	21922	1935	3.32	60/400	346	9.8	16.2	----
	PH370G2C-7MU	37.0	6575	22434	1980	3.32	60/400	346	9.8	16.2	----
	PH380G2C-7MU	38.3	6870	23440	2115	3.25	60/400	346	9.8	16.2	----

高效定速压缩机-R22(1φ-50Hz-220/240V) HIGH EFFICIENCY COMPRESSOR

系列 Series	代表机型 Typical Model	排量 Displ. (cm ³ /rev)	制冷量 Cooling Capacity (W) (Btu/h)	功率 Power (W)	能效比 COP (W/W)	电容 Capacitor (μF/V)	压缩机高度 Compressor Height (mm)	排气管内径 Discharge Pipe ID (mm)	回气管内径 Suction Pipe ID (mm)	备注 Remark
--------------	-----------------------	--	--	--------------------	---------------------	---------------------------	---------------------------------------	---------------------------------------	-------------------------------------	--------------

1φ-50Hz-220/240V

测试条件 Test Condition: GX


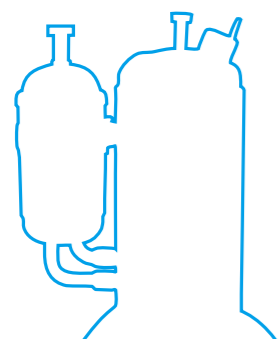
系列	代表机型	排量	制冷量	功率	能效比	电容	压缩机高度	排气管内径	回气管内径	备注		
SN	HSN68V1VBZ	6.8	1327	4528	322	4.12	15/370	251	6.5	9.8	▲	
	M2	PH190M2A-4FTL1	18.9	3760	12829	845	4.45	35/370	293	8.1	12.9	----
		PH195M2A-4FTL1	19.6	3900	13307	870	4.48	35/370	293	8.1	12.9	----
		PH200M2A-4FTL1	19.9	3960	13512	890	4.45	35/370	293	8.1	12.9	----
G2	PH210M2A-4FTL1	20.9	4185	14280	935	4.48	35/370	293	8.1	12.9	----	
	PH290G2C-4KUL1	28.7	5760	19654	1280	4.50	55/400	310	9.8	12.9	----	
	PH300G2C-4KUL1	29.7	5970	20370	1320	4.52	55/400	310	9.8	12.9	----	
	PH310G2C-4KUL	30.8	6135	20933	1370	4.48	55/400	310	9.8	12.9	----	
M3	PH400G2CS-4MUL	39.8	8095	27621	1800	4.50	55/400	354	9.8	12.9	----	
	PH410M3CS-4MUL	41.1	8270	28218	1880	4.40	60/400	381	9.8	16.2	----	
	PH420M3CS-4MUL	42.0	8500	29002	1910	4.45	60/400	381	9.8	16.2	----	
	PH430M3CS-4MUL1	42.6	8675	29600	1970	4.40	65/400	381	9.8	16.2	----	
	PH440M3CS-4MUL1	43.6	8815	30077	2015	4.37	60/400	381	9.8	16.2	----	

1φ-50Hz-230V

测试条件 Test Condition: GX

系列	代表机型	排量	制冷量	功率	能效比	电容	压缩机高度	排气管内径	回气管内径	备注	
G2	PH290G2C-7KUL	28.7	5730	19539	1245	4.60	55/400	332	9.8	12.9	----
	PH300G2C-7KUL	29.8	5980	20404	1295	4.62	55/400	332	9.8	12.9	----
	PH340G2C-7MUL	33.8	6820	23270	1490	4.58	55/400	346	9.8	16.2	----
	PH360G2C-7MUL	36.0	7255	24754	1585	4.58	55/400	346	9.8	16.2	----

备注: 带▲的产品为正在开发的产品
Remarks: *▲*are being-developed



定速压缩机 -R22(1φ-50Hz-220/240V) FIXED FREQUENCY COMPRESSOR

系列 Series	代表机型 Typical Model	排量 Displ. (cm ³ /rev)	制冷量 Cooling Capacity (W) (Btu/h)	功率 Power (W)	能效比 COP (W/W)	电容 Capacitor (μF/V)	压缩机高度 Compressor Height (mm)	排气管内径 Discharge Pipe ID (mm)	回气管内径 Suction Pipe ID (mm)	备注 Remark
--------------	-----------------------	--	--	--------------------	---------------------	---------------------------	---------------------------------------	---------------------------------------	-------------------------------------	--------------

R22 1φ-50Hz-220/240V

测试条件 Test Condition: ASH

SN	HSN58V1VZZ	-	-	-	-	-	-	-	-	▲	
	HSN68V1VBZ	-	-	-	-	-	-	-	-	▲	
	HSN82V1UBZ	8.2	1455	4964	485	3.00	25/370	251	6.5	9.8	▲
	HSN106V1UBZ	-	-	-	-	-	-	-	-	-	▲
SM	HSM130V*UDZ	-	-	-	-	-	-	-	-	-	▲
	HSM135V*UDZ	-	-	-	-	-	-	-	-	-	▲
	HSM150V4UDZ	15.1	2680	9145	885	3.03	30/370	292	8.1	12.9	----
	HSM165V3UDZ	16.4	2870	9792	910	3.15	30/370	292	8.1	9.8	----
	HSM200V3UDZ	20.1	3470	11840	1145	3.03	35/370	301	9.8	12.9	----
	HSM215V2UDZ	21.4	3725	12710	1175	3.17	35/370	301	9.8	12.9	----
	HSM215V2UFT	21.4	3700	12624	1175	3.15	35/370	301	9.8	12.9	----
	HSM215V3UDZ	21.4	3700	12624	1215	3.05	35/370	301	8.1	12.9	----
	HSM215V3UFT	21.4	3710	12659	1195	3.10	35/370	301	8.1	12.9	----
	M2	PH225M2A-4FT	22.4	3915	13358	1265	3.10	35/400	293	8.1	12.9
PH240M2A-4FT1		24.0	4225	14416	1340	3.15	35/400	293	8.1	12.9	----
PH290M2A-4FT1		28.8	5090	17367	1650	3.08	35/370	348	9.8	12.9	----
PH295M2AS-4KUH1		29.7	5350	18254	1700	3.15	45/370	348	9.8	12.9	----
PH310M2AS-4KTH		31.0	5565	18988	1750	3.18	40/400	348	9.8	12.9	----
PH320M2AS-4KUH		32.0	5710	19483	1840	3.10	60/400	348	9.8	12.9	----
G2	PH300G2C-4KU1	29.8	5340	18220	1645	3.25	55/400	297	9.8	12.9	----
	PH310G2C-4KU1	30.8	5515	18817	1695	3.25	55/400	310	9.8	12.9	----
	PH340G2C-4KU1	33.7	6030	20575	1865	3.23	60/400	310	9.8	12.9	----
	PH340G2C-4KU	33.7	6050	20643	1805	3.35	60/400	310	9.8	12.9	----
	PH360G2C-4MU1	36.0	6475	22093	2005	3.23	50/400	324	9.8	16.2	----
	PH370G2CS-4MU1	37.0	6650	22690	2065	3.22	50/400	324	9.8	16.2	----
	PH370G2C-4MU	37.0	6660	22724	2020	3.30	55/400	324	9.8	16.2	----
	PH400G2CS-4MU1	39.8	7100	24226	2255	3.15	50/400	354	9.8	16.2	----
	PH400G2CS-4MU	39.8	7095	24209	2215	3.20	50/400	354	9.8	16.2	----
	PH420G2CS-4KU1	42.3	7420	25318	2390	3.10	50/400	354	9.8	12.9	----
X3	PH420G2CS-4MU	42.3	7555	25778	2365	3.20	50/400	354	9.8	16.2	----
	PH440G2CS-4MU	43.5	7810	26648	2390	3.27	50/400	354	9.8	16.2	----
	PH460X3CS-4MU1	45.9	8080	27569	2600	3.10	55/400	396.5	9.8	16.2	----
	PH480X3CS-4MU1	47.9	8460	28866	2730	3.10	55/400	396.5	9.8	16.2	----

定速压缩机 -R22(1φ-50Hz-220/240V) FIXED FREQUENCY COMPRESSOR

系列 Series	代表机型 Typical Model	排量 Displ. (cm ³ /rev)	制冷量 Cooling Capacity (W) (Btu/h)	功率 Power (W)	能效比 COP (W/W)	电容 Capacitor (μF/V)	压缩机高度 Compressor Height (mm)	排气管内径 Discharge Pipe ID (mm)	回气管内径 Suction Pipe ID (mm)	备注 Remark
--------------	-----------------------	--	--	--------------------	---------------------	---------------------------	---------------------------------------	---------------------------------------	-------------------------------------	--------------

R22 3φ-50Hz-380V

测试条件: ASH Test Condition:ASH


X3	YH421X3CS-4MUC	42.1	7390	25215	2275	3.25	-	396.5	9.8	16.2	----
	YH441X3CS-4MUC	43.6	7705	26297	2385	3.23	-	396.5	9.8	16.2	----
	YH460X3CS-4MUC1	45.9	8000	27296	2580	3.10	-	396.5	9.8	16.2	----
	YH480X3CS-4MUC1	47.9	8350	28490	2690	3.10	-	396.5	9.8	16.2	----

宽电压机种 MODEL WITH WIDE VOLTAGE RANGE 1φ-50Hz-220/240V

测试条件: ASH Test Condition:ASH

M2	PH210M2A-4FTSH	20.9	3785	12914	1215	3.12	45/370	293	8.1	12.9	----
	PH215M2A-4FTSH	21.4	3885	13256	1245	3.12	45/400	293	8.1	12.9	----
G2	PH290G2C-4KUSH	28.7	5250	17913	1650	3.18	55/400	324	9.8	12.9	----
	PH310G2CH-4KU	30.8	5525	18850	1625	3.40	60/400	324	9.8	12.9	----
M3	PH340G2C-4KTSH	34.0	6075	20728	1935	3.14	60/400	324	9.8	12.9	----
	PH440M3CH-4MU	43.6	7680	26200	2345	3.28	60/400	-	9.8	16.2	----

备注: 带▲的产品为正在开发的产品
Remarks: *▲are being-developed



定速压缩机-R22(1φ-60Hz-208/230V)&R22(1φ-60Hz-115V)

FIXED FREQUENCY COMPRESSOR

系列 Series	代表机型 Typical Model	排量 Displ. (cm ³ /rev)	制冷量 Cooling Capacity (W) (Btu/h)	功率 Power (W)	能效比 COP (W/W)	电容 Capacitor (μF/V)	压缩机高度 Compressor Height (mm)	排气管内径 Discharge Pipe ID (mm)	回气管内径 Suction Pipe ID (mm)	备注 Remark
--------------	-----------------------	--	--	--------------------	---------------------	---------------------------	---------------------------------------	---------------------------------------	-------------------------------------	--------------

R22 1φ-60Hz-208/230V

测试条件 Test Condition: ASH

SN	HSN76N1UZR1	7.6	1660	5664	525	3.16	15/370	251	8.1	9.8	----
	HSN98N1UBR	9.8	2070	7063	645	3.20	15/370	251	8.1	9.8	----
	HSN102N1VDZ	10.2	2100	7165	665	3.16	15/370	251	8.1	9.8	----
M1	PH120M1C-3DZDU1	12.2	2490	8496	790	3.15	30/370	266	8.1	9.8	----
SM	HSM130N3UCZ	13.0	2720	9281	835	3.25	30/370	292	8.1	9.8	----
	HSM130N12UEZ	13.0	2720	9281	829	3.28	30/370	292	8.1	9.8	----
	HSM145N2VDT	14.6	3455	11788	800	4.32	35/370	292	8.1	9.8	GX
	HSM170N2UDZ	16.9	3495	11925	1075	3.25	40/370	292	8.1	9.8	----
M2	PH210M2A-3FT	20.9	4580	15627	1355	3.38	45/370	292	8.1	12.9	----
	PH225M2C-3FTU1	22.4	4770	16275	1505	3.17	40/370	292	8.1	12.9	----
	PH240M2A-3FTU1	23.9	5140	17538	1580	3.25	40/370	292	8.1	12.9	----
	PH250M2A-3FTU2	24.8	5285	18032	1625	3.25	40/370	333	9.8	12.9	----
	PH260M2AS-3KUU1	26.1	5625	19193	1815	3.10	40/370	333	9.8	12.9	----
	PH280M2CS-3KUU1	28.0	5980	20404	1910	3.13	50/370	333	9.8	12.9	----
X2	PH290X2C-3FTU1	29.0	6130	20916	1990	3.08	50/370	311	9.8	12.9	----
G2	PH300G2C-3KU	30.0	6400	21837	1865	3.43	55/400	310	9.8	12.9	----
	PH310G2C-3KUU	30.8	6700	22860	2000	3.35	55/400	310	9.8	12.9	----
	PH330G2C-3MUU	32.8	7150	24396	2135	3.35	55/400	297	9.8	16.2	----
	PH330G2C-3MUU1	32.8	7050	24055	2200	3.20	55/400	297	9.8	16.2	----
	PH340G2C-3MUU	33.7	7340	25044	2190	3.35	55/400	297	9.8	16.2	----
	PH340G2C-3MUU1	33.7	7280	24839	2275	3.20	55/400	297	9.8	16.2	----
	PH360G2C-3KUU1	36.0	7685	26221	2405	3.20	55/400	310	9.8	12.9	----
	PH370G2C-3MUU1	37.0	8020	27364	2505	3.20	55/400	310	9.8	16.2	----
X3	PH401X3CS-3MUU	40.2	8735	29804	2705	3.23	60/400	372	9.8	16.2	----
	PH421X3CS-3MU	42.2	9060	30913	2850	3.18	60/400	372	9.8	16.2	----

1φ-60Hz-115V

测试条件 Test Condition: ASH

M1	EH130M1C-1DZDU1	13.1	2700	9213	850	3.17	45/250	266	8.1	9.8	----
SM	HSM165E11UDZ	16.5	3460	11806	1065	3.25	70/250	292	8.1	9.8	----
	HSM170E12UDZ	16.9	3550	12113	1105	3.20	70/250	292	8.1	9.8	----

定速压缩机-R410A(1φ-50Hz-220/240V)

FIXED FREQUENCY COMPRESSOR


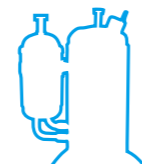
系列 Series	代表机型 Typical Model	排量 Displ. (cm ³ /rev)	制冷量 Cooling Capacity (W) (Btu/h)	功率 Power (W)	能效比 COP (W/W)	电容 Capacitor (μF/V)	压缩机高度 Compressor Height (mm)	排气管内径 Discharge Pipe ID (mm)	回气管内径 Suction Pipe ID (mm)	备注 Remark
--------------	-----------------------	--	--	--------------------	---------------------	---------------------------	---------------------------------------	---------------------------------------	-------------------------------------	--------------

R410A 1φ-50Hz-220/240V

测试条件 Test Condition: ASH

SK	ASK40V1UAZ	4.0	960	3276	370	2.60	15/370	231	8.1	9.8	----
	ASK46V1UAZ	4.6	1095	3736	390	2.80	15/370	231	8.1	9.8	----
	ASK60V1UAZ	6.0	1500	5118	526	2.85	15/370	231	8.1	9.8	----
SN	ASN68V1UZZ1	6.8	1655	5647	575	2.88	20/370	251	8.1	9.8	▲
	ASN76V1UDZ	7.6	1885	6432	650	2.90	25/370	251	8.1	9.8	----
	ASN82V1UDZ	8.2	2035	6943	690	2.95	25/370	251	8.1	9.8	----
	ASN86V1UDZ	8.6	2140	7302	725	2.95	25/370	251	8.1	9.8	----
	ASN89V1UDZ	8.9	2260	7711	765	2.95	25/370	251	8.1	9.8	----
SM	ASM106V2UDZ	10.6	2560	8734	853	3.00	25/370	292	8.1	9.8	▲
	ASM118V2UFZ	11.8	2850	9724	950	3.00	25/370	292	8.1	12.9	▲
	ASM125V2UDZ	12.5	3095	10560	1025	3.02	35/370	292	8.1	9.8	----
	ASM135V2UFT	13.3	3300	11260	1110	2.95	35/370	292	8.1	12.9	----
	ASM140V2UFT	13.9	3440	11737	1165	2.95	35/370	292	8.1	12.9	----
X2	PA150X2C-4FT	15.1	3660	12488	1260	2.90	35/370	299	8.1	12.9	----
	PA160X2C-4FT	16.0	3910	13341	1350	2.90	35/400	299	8.1	12.9	----
M2	PA170M2C-4ET2	17.1	4190	14297	1385	3.03	35/400	299	8.1	12.9	----
	PA185M2C-4FT2	18.5	4495	15337	1500	3.00	35/400	299	8.1	12.9	----
	PA200M2AS-4KU2	19.9	4975	16975	1670	2.98	45/370	340	8.1	12.9	----
	PA215M2CS-4KT2	21.4	5295	18067	1755	3.02	50/370	340	8.1	12.9	----
	PA225M2CS-4KU2	22.4	5500	18766	1835	3.00	50/370	340	8.1	12.9	----
	PA240M2CS-4KU1	23.9	5840	19926	1980	2.95	50/370	340	8.1	12.9	----
G2	PA250G2C-4FU1	25.1	6245	21308	2095	2.98	60/400	310	9.8	12.9	----
	PA260G2C-4FU	26.0	6500	22178	2130	3.05	65/400	310	9.8	12.9	----
	PA270G2C-4FT1	27.0	6665	22741	2220	3.00	60/400	310	9.8	12.9	----
X3	PA290G2CS-4MU1	28.7	7295	24891	2410	3.03	50/400	344	9.8	16.2	----
	PA331X3CS-4MU1	32.6	8190	27944	2715	3.02	55/400	381.5	9.8	16.2	----

备注: 带▲的产品为正在开发的产品
Remarks: "▲"are being-developed



定速压缩机 -R410A(1φ-50Hz-220/240V) FIXED FREQUENCY COMPRESSOR

系列 Series	代表机型 Typical Model	排量 Displ. (cm ³ /rev)	制冷量 Cooling Capacity (W) (Btu/h)	功率 Power (W)	能效比 COP (W/W)	电容 Capacitor (μF/V)	压缩机高度 Compressor Height (mm)	排气管内径 Discharge Pipe ID (mm)	回气管内径 Suction Pipe ID (mm)	备注 Remark
--------------	-----------------------	--	--	--------------------	---------------------	---------------------------	---------------------------------------	---------------------------------------	-------------------------------------	--------------

R410A 1φ-50Hz-220/240V

测试条件 Test Condition : GX

SN	代表机型	排量	制冷量	功率	能效比	电容	压缩机高度	排气管内径	回气管内径	备注	
ASN46V1VAZ1		4.6	1240	4231	318	3.90	15/370	251	8.1	9.8	----
ASN58V1VZZJ		5.8	1640	5596	420	3.90	25/370	251	8.1	9.8	----
ASM89V1VFZ		8.9	2520	8598	592	4.25	25/370	292	8.1	12.9	----
ASM99V1VFZ		9.8	2820	9622	656	4.30	25/370	292	8.1	12.9	----
ASM103V11VDZ		10.3	2900	9895	682	4.25	25/370	292	8.1	9.8	----
ASM106V1VDZ		10.6	3045	10390	712	4.28	25/370	292	8.1	9.8	----
ASM106V1VFZ		10.6	3080	10509	726	4.25	25/370	292	8.1	12.9	----
ASM120V1VFT		12.0	3445	11754	815	4.22	30/370	292	8.1	12.9	----
ASM125V1VFT		12.5	3610	12317	845	4.28	35/370	292	8.1	12.9	----
ASM130V1VFZ		13.0	3835	13085	896	4.28	35/370	292	8.1	12.9	----
ASM135V1VFT		13.3	3870	13204	900	4.30	35/370	292	8.1	12.9	----
ASM140V1VFT		13.9	4080	13921	945	4.30	35/370	292	8.1	12.9	----
PA145G1C-4FTL		14.7	4140	14126	1010	4.10	35/370	298	8.1	12.9	----
PA150M2A-4FTL		15.0	4300	14672	1025	4.20	35/370	299	8.1	12.9	----
PA165M2AS-4KUL		16.5	4750	16207	1110	4.28	35/370	340	8.1	12.9	----
PA190M2AS-4KTL1		19.1	5460	18630	1270	4.30	45/370	340	8.1	12.9	----
PA240M2CS-4KUL		23.9	6890	23509	1660	4.15	50/370	340	8.1	12.9	----
ASG240V1VMU		24.0	6930	23645	1620	4.28	50/400	310	9.8	16.2	----
PA196G2C-4MUL		19.6	5650	19278	1320	4.28	55/400	310	9.8	16.2	----
PA206G2C-4KUL		20.8	5990	20438	1410	4.25	55/400	310	8.1	12.9	----
PA216G2C-4MUL		21.6	6300	21496	1480	4.26	55/400	310	9.8	16.2	----
PA231G2C-4MUL		23.1	6766	23086	1559	4.34	50/370	344	9.8	16.2	----
PA250G2CS-4MUL		25.1	7315	24959	1695	4.32	50/400	344	9.8	16.2	----
PA270G2CS-4MUL		27.0	7865	26836	1815	4.33	60/400	344	9.8	16.2	----
PA280G2CS-4MUL		27.9	8135	27757	1880	4.33	60/400	344	9.8	16.2	----
PA290G2CS-4MUL		28.7	8485	28951	1965	4.32	60/400	344	9.8	16.2	----
PA311X3CS-4MUL		30.5	8915	30418	2075	4.30	55/400	382	9.8	16.2	----
PA331X3CS-4MUL		32.6	9510	32448	2225	4.27	55/400	382	9.8	16.2	----

系列 Series	代表机型 Typical Model	排量 Displ. (cm ³ /rev)	制冷量 Cooling Capacity (W) (Btu/h)	功率 Power (W)	能效比 COP (W/W)	电容 Capacitor (μF/V)	压缩机高度 Compressor Height (mm)	排气管内径 Discharge Pipe ID (mm)	回气管内径 Suction Pipe ID (mm)	弯管内径 (mm)	备注 Remark
--------------	-----------------------	--	--	--------------------	---------------------	---------------------------	---------------------------------------	---------------------------------------	-------------------------------------	--------------	--------------

可变容量压缩机 Variable Capacity 1φ-50Hz-220/240V

测试条件 Test Condition : GX

S2	代表机型	排量	制冷量	功率	能效比	电容	压缩机高度	排气管内径	回气管内径	弯管内径	备注
PA265S2CMS-4KUL		20.0+6.5	5725/7470	19535/25490	1380/1810	4.15/4.13	35/400	350	8.1	12.9	----
PA375S3CMS-4MUL		28.9+8.5	8240/10470	28115/35725	1985/2535	4.15/4.13	60/400	381	9.8	16.2	----

定速压缩机 -R410A(1φ-60Hz-208/230V) FIXED FREQUENCY COMPRESSOR

系列 Series	代表机型 Typical Model	排量 Displ. (cm ³ /rev)	制冷量 Cooling Capacity (W) (Btu/h)	功率 Power (W)	能效比 COP (W/W)	电容 Capacitor (μF/V)	压缩机高度 Compressor Height (mm)	排气管内径 Discharge Pipe ID (mm)	回气管内径 Suction Pipe ID (mm)	备注 Remark
--------------	-----------------------	--	--	--------------------	---------------------	---------------------------	---------------------------------------	---------------------------------------	-------------------------------------	--------------

R410A 1φ-60Hz-208/230V

测试条件 Test Condition: ASH

SK	代表机型	排量	制冷量	功率	能效比	电容	压缩机高度	排气管内径	回气管内径	备注	
ASN68N1UDZ		6.8	2035	6943	667	3.05	20/370	251	8.1	9.8	----
ASN76N1VDZ1		7.6	2580	8803	630	4.08	20/370	251	8.1	9.8	GX
ASN82N1UDZ		8.2	2475	8445	825	3.00	25/370	251	8.1	9.8	----
ASN82N1UZZ1		8.2	2480	8462	820	3.02	25/370	251	6.5	9.8	----
ASN82N2VDZ1		-	-	-	-	-	-	8.1	9.8	▲	
ASN89N1UDZ		8.9	2700	9212	870	3.10	25/370	251	8.1	9.8	----
ASM106N1VEZ		10.6	3685	12573	848	4.35	35/370	292	9.8	12.9	GX
ASM113N1UDZ		11.3	3355	11447	1065	3.15	40/370	292	8.1	9.8	----
ASM130N1UDT		13.0	3845	13119	1240	3.10	40/370	292	8.1	9.8	----
ASM135N1UEZ		13.5	4025	13733	1265	3.18	40/370	292	9.8	12.9	----
ASM140N1UFT		13.9	4135	14109	1335	3.10	40/370	292	9.8	12.9	----
PA150M2AS-3KU		15.0	4450	15183	1445	3.08	45/370	325	9.8	12.9	----
PA155M2A-3ETL		15.7	5465	18647	1285	4.25	50/370	303	9.8	12.9	GX
PA160M2A-3ET		16.0	4745	16190	1545	3.07	45/400	303	9.8	12.9	----
PA160M2A-3ETL		16.0	5565	18988	1295	4.25	45/400	303	9.8	12.9	GX
PA165M2C-3ETU		16.5	4820	16446	1625	2.97	40/370	303	9.8	12.9	----
PA165M2A-3ETL		16.5	5690	19414	1330	4.28	45/400	303	9.8	12.9	GX
PA170M2A-3ETL		17.1	5862	20003	1370	4.28	45/400	303	9.8	12.9	GX
PA170M2A-3FT1		17.1	5055	17248	1645	3.07	40/370	303	9.8	12.9	----
PA200M2CS-3MUU1		19.8	5800	19790	1940	2.99	50/370	344	9.8	16.2	----
PA210M2C-3ETU2		20.8	6160	21018	2035	3.03	50/370	322	9.8	12.9	----
PA210M2CS-3KTU2		20.8	6155	21001	2015	3.05	50/370	322	9.8	12.9	----
PA225M2A-3MTU1		22.4	6650	22690	2180	3.05	55/370	322	9.8	16.2	----
PA240M2A-3MTU2		24.0	7160	24430	2365	3.03	55/370	344	9.8	16.2	----
PA250M2CS-3MUU1		25.0	7445	25402	2500	2.98	60/370	344	9.8	16.2	----
PA216G2C-3MT		21.5	6630	22622	2125	3.12	60/400	310	9.8	16.2	----
PA226G2C-3MT		22.4	6765	23082	2165	3.12	60/400	310	9.8	16.2	----
PA241G2C-3MT		24.0	7170	24464	2315	3.10	60/400	310	9.8	16.2	----
PA270X3CS-3MUU		26.9	8160	27842	2700	3.02	55/400	381.5	9.8	16.2	----
PA281X3CS-3MT		28.1	8490	28968	2735	3.10	55/400	381.5	9.8	16.2	----
PA291X3CS-3MTU		28.8	8650	29514	2805	3.08	55/400	381.5	9.8	16.2	----
PA301X3CS-3MU		29.8	8950	30539	2902	3.08	55/400	381.5	9.8	16.2	----

备注: 带▲的产品为正在开发的产品
Remarks: *▲are being-developed

定速压缩机-R410A(1φ-60Hz-115V) FIXED FREQUENCY COMPRESSOR

系列 Series	代表机型 Typical Model	排量 Displ. (cm ³ /rev)	制冷量 Cooling Capacity (W) (Btu/h)	功率 Power (W)	能效比 COP (W/W)	电容 Capacitor (μF/V)	压缩机高度 Compressor Height (mm)	排气管内径 Discharge Pipe ID (mm)	回气管内径 Suction Pipe ID (mm)	备注 Remark
--------------	-----------------------	--	--	--------------------	---------------------	---------------------------	---------------------------------------	---------------------------------------	-------------------------------------	--------------

R410A 1φ-60Hz-115V

测试条件 Test Condition: ASH

系列	代表机型	排量	制冷量	功率	能效比	电容	压缩机高度	排气管内径	回气管内径	备注	
SK	ASK30E12UZZX	3.0	880	3003	352	2.50	35/250	237	8.1	9.8	----
	ASK34E12UZZX	3.4	1000	3412	417	2.40	35/250	237	8.1	9.8	----
	ASK40E12UZZX	4.0	1165	3975	452	2.58	35/250	237	8.1	9.8	----
	ASK46E12UZZX	4.6	1340	4572	519	2.58	35/250	237	8.1	9.8	----
	ASK46E1UZRA	4.6	1360	4640	464	2.93	35/250	237	8.1	9.8	----
	ASK50E11UZZX	5.0	1505	5135	510	2.95	35/250	237	8.1	9.8	----
	ASK60E11UZZX	6.0	1830	6244	618	2.95	40/250	231	8.1	9.8	----
SN	ASN71E11UZDX1	7.1	2145	7319	710	3.02	45/250	247	6.5	9.8	----
SM	ASM113E1UDZ	11.3	3340	11396	1095	3.05	60/250	292	8.1	9.8	----

R410A 1φ-60Hz-115V

测试条件 Test Condition : GX

系列	代表机型	排量	制冷量	功率	能效比	电容	压缩机高度	排气管内径	回气管内径	备注	
SN	ASN46E1VAJ1	4.6	1535	5237	379	4.05	35/250	237	8.1	9.8	----
	ASN54E1VZJ	5.5	1860	6346	454	4.10	35/250	238	8.1	9.8	----
	ASN58E1VAJ1	5.8	1965	6705	484	4.06	40/250	238	8.1	9.8	----
	ASN71E1VBZ	7.1	2445	8342	596	4.10	45/250	247	8.1	9.8	----
	ASN83E1VBZ1	8.3	2845	9707	690	4.12	50/250	247	8.1	9.8	----
	ASN86E1VBZ	8.6	2990	10202	730	4.10	50/250	247	8.1	9.8	----
	ASN86E11VBD1	8.6	2970	10134	720	4.13	50/250	247	8.1	9.8	----
	ASN89E1VBZ	8.9	3095	10560	774	4.00	50/250	247	8.1	9.8	----
SM	ASM106E2VEZ	10.6	3700	12624	860	4.30	70/250	292	8.1	12.9	----
	ASM130E1VET	13.0	4535	15473	1075	4.22	70/250	292	8.1	9.8	----

T3压缩机 TROPICAL TYPE COMPRESSOR

系列 Series	代表机型 Typical Model	排量 Displ. (cm ³ /rev)	制冷量 Cooling Capacity (W) (Btu/h)	功率 Power (W)	能效比 COP (W/W)	电容 Capacitor (μF/V)	压缩机高度 Compressor Height (mm)	排气管内径 Discharge Pipe ID (mm)	回气管内径 Suction Pipe ID (mm)	备注 Remark
--------------	-----------------------	--	--	--------------------	---------------------	---------------------------	---------------------------------------	---------------------------------------	-------------------------------------	--------------

R22 1φ-50Hz-220V

测试条件 Test Condition: ASH

系列	代表机型	排量	制冷量	功率	能效比	电容	压缩机高度	排气管内径	回气管内径	备注	
M2	PH200M2A-4FTS1	19.9	3555	12130	1095	3.25	35/370	292	8.1	12.9	----
	PH210M2A-4FTS2	20.9	3765	12846	1160	3.25	35/370	292	8.1	12.9	----
	PH310M2AS-4KTS1	31.0	5620	19164	1755	3.20	50/370	310	9.8	12.9	----
G2	PH340G2C-4KTS1	33.7	6050	20631	1890	3.20	60/400	310	9.8	12.9	----
	PH360G2C-4FTS1	36.0	6455	22012	2015	3.20	60/400	324	9.8	12.9	----
	PH400G2CS-4KTS1	39.8	7115	24262	2235	3.18	60/400	354	9.8	12.9	----
	PH420G2CS-4KTS1	42.3	7540	25711	2370	3.18	60/400	354	9.8	12.9	----
X3	PH440G2CS-4KUS1	43.6	7685	26206	2500	3.07	60/400	354	9.8	12.9	----
	PH440X3CJ-4MTS	43.6	7580	25863	2525	3.00	60/400	331	9.8	16.2	----

1φ-50Hz-230V


测试条件 Test Condition: ASH

系列	代表机型	排量	制冷量	功率	能效比	电容	压缩机高度	排气管内径	回气管内径	备注	
G2	PH290G2C-7KTS	29.6	5150	17572	1570	3.28	60/400	324	9.8	12.9	----
	PH310G2C-7KTS	30.8	5580	19039	1680	3.32	50/400	324	9.8	12.9	----
	PH330G2C-7KTS	32.8	5880	20063	1840	3.20	55/400	324	9.8	12.9	----
	PH360G2C-7KUS	36.0	6420	21905	1975	3.25	60/400	324	9.8	12.9	----
	PH400G2CS-7KUS	39.8	7080	24157	2200	3.22	60/400	354	9.8	12.9	----
	PH420G2CS-7KTS	42.3	7525	25675	2390	3.15	65/400	354	9.8	12.9	----

1φ-60Hz-230V

测试条件 Test Condition: ASH

系列	代表机型	排量	制冷量	功率	能效比	电容	压缩机高度	排气管内径	回气管内径	备注	
M2	PH185M2A-3FTS1	18.5	4050	13819	1245	3.25	40/370	314	8.1	12.9	----
	PH260M2AS-3KTS2	26.1	5680	19380	1765	3.22	40/370	333	9.8	12.9	----
	PH280M2AS-3KTS1	27.9	6085	20762	2025	3.00	40/400	310	9.8	12.9	----
G2	PH260G2C-3KTS3	26.1	5690	19414	1668	3.41	60/400	310	9.8	12.9	----
	PH270G2C-3KTS	27.0	5890	20097	1775	3.32	55/370	310	9.8	12.9	----
	PH300G2C-3KUS3	29.8	6455	22024	1900	3.40	55/400	310	9.8	12.9	----
	PH310G2C-3KTS	30.8	6710	22895	2035	3.30	55/400	310	9.8	12.9	----
	PH330G2C-3KTS	32.8	7080	24157	2145	3.30	55/400	310	9.8	12.9	----
	PH360G2C-3KTS	36.0	7760	26477	2385	3.25	55/400	324	9.8	12.9	----
	PH370G2C-3MTS3	37.0	8140	27757	2505	3.25	55/400	324	9.8	12.9	----



T3压缩机 TROPICAL TYPE COMPRESSOR

系列 Series	代表机型 Typical Model	排量 Displ. (cm ³ /rev)	制冷量 Cooling Capacity (W) (Btu/h)	功率 Power (W)	能效比 COP (W/W)	电容 Capacitor (μF/V)	压缩机高度 Compressor Height (mm)	排气管内径 Discharge Pipe ID (mm)	回气管内径 Suction Pipe ID (mm)	备注 Remark
--------------	-----------------------	--	--	--------------------	---------------------	---------------------------	---------------------------------------	---------------------------------------	-------------------------------------	--------------

R407C

1 φ -50Hz-230V

测试条件 Test Condition: ASH

M2	PG200M2A-4FTS1	19.9	3360	11464	1100	3.05	35/370	292	8.1	12.9	----
G2	PG330G2C-7KTS	32.8	5590	19073	1805	3.10	55/400	324	9.8	12.9	----
	PG400G2C-7FTS	39.8	6815	23253	2200	3.10	60/400	344	9.8	12.9	----

1 φ -60Hz-230V

测试条件 Test Condition: ASH

G2	PG240G2C-3KTS	23.9	4930	16821	1600	3.08	55/370	310	9.8	12.9	----
	PG270G2C-3KTS	27.0	5500	18766	1760	3.13	55/370	310	9.8	12.9	----
	PG330G2C-3KTS	32.8	6750	23031	2130	3.17	55/400	310	9.8	12.9	----

R410A

1 φ -50Hz-230V

测试条件 Test Condition: ASH

M2	PA140M2A-4FTM	13.9	3470	11840	1125	3.08	35/370	299	9.8	12.9	----
	PA150M2A-4FTS1	15.0	3720	12685	1232	3.02	35/370	299	9.8	12.9	----
G2	PA185G2CS-4KTM1	18.6	4585	15635	1540	2.98	55/400	310	9.8	12.9	----
	PA205G2CS-4KTM1	20.8	5178	17657	1725	3.00	55/400	324	9.8	12.9	----
	PA215G2C-7KTS	21.5	5380	18357	1735	3.10	50/400	324	9.8	12.9	▲
	PA235G2CS-4KTM1	23.5	5845	19931	1935	3.02	60/400	344	9.8	12.9	----
	PA240G2C-7FTS	24.0	6100	20813	2013	3.03	60/400	344	8.1	12.9	▲
	PA240G2CS-7KTM	24.0	6130	20916	2043	3.00	60/400	344	9.8	12.9	▲
	PA250G2CS-4KUM1	25.1	6300	21483	2080	3.03	60/400	344	9.8	12.9	----
X3	PA291X3CS-4MTM1	28.8	7290	24859	2450	2.98	60/400	355	9.8	16.2	----
	PA291X3CS-7MTM	28.8	7305	24925	2422	3.02	60/400	355	9.8	16.2	▲

T3压缩机 TROPICAL TYPE COMPRESSOR

系列 Series	代表机型 Typical Model	排量 Displ. (cm ³ /rev)	制冷量 Cooling Capacity (W) (Btu/h)	功率 Power (W)	能效比 COP (W/W)	电容 Capacitor (μF/V)	压缩机高度 Compressor Height (mm)	排气管内径 Discharge Pipe ID (mm)	回气管内径 Suction Pipe ID (mm)	备注 Remark
--------------	-----------------------	--	--	--------------------	---------------------	---------------------------	---------------------------------------	---------------------------------------	-------------------------------------	--------------


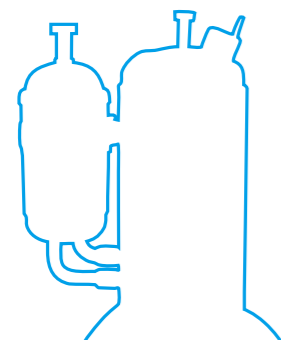
R410A

1 φ -60Hz-230V

测试条件 Test Condition: ASH

SM	ASM103N11UFT	10.3	3580	12208	850	4.21	35/370	292	8.1	12.9	GX
	ASM106N1UFT	10.6	3690	12583	875	4.22	35/370	292	8.1	12.9	GX
M2	PA140M2AS-3KTM1	13.9	4240	14458	1415	3.00	45/400	325	9.8	12.9	----
	PA150M2AS-3KTM1	15.0	5250	17903	1245	4.22	35/370	325	9.8	12.9	GX
	PA150M2A-3FTS1	15.0	4545	15508	1455	3.12	35/370	303	8.1	12.9	----
	PA160M2A-3FTS1	16.0	4820	16436	1580	3.05	45/400	303	8.1	12.9	----
G2	PA160M2AS-3KTM1	16.0	4820	16436	1555	3.10	45/400	303	9.8	12.9	----
	PA165G2CS-3KTM1	16.5	4950	16880	1660	2.98	60/400	310	9.8	12.9	----
	PA175G2CS-3KUM	17.6	5340	18209	1725	3.10	60/400	310	9.8	12.9	----
	PA180G2CS-3KTM1	18.0	5435	18533	1810	3.00	65/370	310	9.8	12.9	▲
	PA180G2CS-3KTM	18.0	5435	18533	1780	3.05	55/400	310	9.8	12.9	----
	PA185G2CS-3KTM1	18.6	5600	19096	1865	3.00	55/370	310	9.8	12.9	----
	PA190G2CS-3KTM	19.0	5765	19670	1884	3.06	55/370	344	9.8	12.9	▲
	PA195G2CS-3KTM	19.6	5950	20290	1940	3.07	55/400	344	9.8	12.9	----
	PA200G2CS-3KTM	20.0	6080	20745	1990	3.05	55/400	344	9.8	12.9	----
	PA205G2CS-3KTM	20.8	6325	21568	2055	3.08	55/370	344	9.8	12.9	----
	PA210G2CS-3KUM	21.0	6460	22042	2090	3.09	55/370	344	9.8	12.9	----
	PA215G2CS-3KUM	21.5	6610	22553	2165	3.05	55/370	344	9.8	12.9	----
	PA235G2CS-3KTM1	23.5	7130	24313	2375	3.00	60/370	344	9.8	12.9	----
	PA240G2CS-3KTM1	24.2	7260	24757	2420	3.00	60/370	344	9.8	12.9	----
	PA240G2CS-3MTM	24.0	7410	25283	2390	3.10	55/400	344	9.8	12.9	----
	PA250G2CS-3KUM	25.1	7630	26034	2500	3.05	55/400	344	9.8	12.9	----

备注: 带▲的产品为正在开发的产品
Remarks: "▲"are being-developed



印度向旋转式压缩机

ROTARY COMPRESSOR FOR INDIA MARKETING

系列 Series	代表机型 Typical Model	排量 Displ. (cm ³ /rev)	制冷量 Cooling Capacity (W) (Btu/h)	功率 Power (W)	能效比 COP (W/W)	电容 Capacitor (μF/V)	压缩机高度 Compressor Height (mm)	排气管内径 Discharge Pipe ID (mm)	回气管内径 Suction Pipe ID (mm)	备注 Remark
--------------	-----------------------	--	--	--------------------	---------------------	---------------------------	---------------------------------------	---------------------------------------	-------------------------------------	--------------

R22

1 φ -50Hz-230V

测试条件 Test Condition: ASH

M2	PH190M2A-4FTL1	19.1	3370	11498	1020	3.30	35/370	293	8.1	12.9	----
			3760	12829	845	4.45					GX
	PH190M2A-7ETL	19.1	3540	12078	1073	3.30	40/370	293	8.1	12.9	▲
			3730	12830	850	4.42					GX
	PH200M2A-4FTL1	20.0	3540	12078	1065	3.32	35/370	293	8.1	12.9	----
			3960	13512	890	4.45					GX
PH200M2A-7FTL	20.0	3529	12078	1063	3.32	40/370	293	8.1	12.9	▲	
		-	-	-	-					GX	
PH210M2A-4FTL1	20.9	3730	12727	1130	3.30	35/370	293	8.1	12.9	----	
		4185	14280	935	4.48					GX	
SM	PH225M2C-4FT3	22.4	3890	13273	1205	3.23	35/370	293	8.1	12.9	----
SM	HSM200V1UFT	20.1	3470	11840	1060	3.27	35/370	301	8.1	12.9	----
			5060	17265	1495	3.38					55/400
SM	PH290G2C-7KUL	28.7	5730	19539	1245	4.60	55/400	332	9.8	12.9	GX
			-	-	-	-					55/400
SM	PH290G2C-7KUL1	28.7	5765	19670	1285	4.48	55/400	332	9.8	12.9	GX
			5260	17947	1560	3.37					55/400
SM	PH300G2C-7KUL	29.8	5980	20404	1295	4.62	55/400	332	9.8	12.9	GX
			-	-	-	-					55/400
SM	PH280G2C-7KUL	27.9	5580	19039	1226	4.55	55/400	332	9.8	12.9	GX
			5000	17060	1490	3.35					55/400
G2	HSG290V2VKU	28.7	5760	19653	1275	4.52	55/400	332	9.8	12.9	----
			5215	17794	1580	3.30					55/400
G2	PH300G2C-4KUL1	29.8	5970	20370	1320	4.52	55/400	332	9.8	12.9	GX
			5515	18818	1670	3.30					55/400
G2	PH310G2C-4FT	30.8	6000	20460	1790	3.35	55/400	332	9.8	12.9	----
			6820	23270	1490	4.58					GX
G2	PH340G2C-7MUL	33.8	6385	21786	1905	3.35	55/400	346	9.8	16.2	----
			7255	24754	1585	4.58					GX
G2	PH360G2C-7MUL	36.0	6425	21922	1935	3.32	60/400	346	9.8	16.2	----
			6575	22434	1980	3.32					60/400
G2	PH360G2C-7MU	36.0	6870	23440	2115	3.25	60/400	346	9.8	16.2	----
			6870	23440	2115	3.25					60/400

印度向旋转式压缩机

ROTARY COMPRESSOR FOR INDIA MARKETING

系列 Series	代表机型 Typical Model	排量 Displ. (cm ³ /rev)	制冷量 Cooling Capacity (W) (Btu/h)	功率 Power (W)	能效比 COP (W/W)	电容 Capacitor (μF/V)	压缩机高度 Compressor Height (mm)	排气管内径 Discharge Pipe ID (mm)	回气管内径 Suction Pipe ID (mm)	备注 Remark
--------------	-----------------------	--	--	--------------------	---------------------	---------------------------	---------------------------------------	---------------------------------------	-------------------------------------	--------------


R410A

1 φ -50Hz-230V

测试条件 Test Condition: ASH

SM	ASM118V1VFT	11.8	2925	9980	960	3.05	35/370	292	8.1	12.9	----
	ASM125V1VFT	12.5	3610	12318	845	4.28	35/370	292	8.1	12.9	----
M2	PA180M2AS-7KUL	18.0	4465	15235	1455	3.07	35/370	340	8.1	12.9	▲
			5220	17810	1240	4.21					GX
M2	PA185M2AS-7KTL	18.5	4610	15388	1525	3.02	40/400	340	8.1	12.9	----
			-	-	-	-					GX
M2	PA190M2AS-7KTL	19.1	4700	16036	1540	3.05	35/370	340	8.1	12.9	▲
			5455	18612	1290	4.23					GX
M2	PA190M2AS-4KTL1	19.1	4740	16173	1560	3.04	45/370	340	8.1	12.9	----
			5460	18630	1270	4.30					GX
M2	PA200M2AS-4KT2	19.9	4975	16975	1670	2.98	45/370	340	8.1	12.9	----
			5355	18272	1845	2.90					50/400
SG	ASG240V1VMU	24.0	6030	20574	1975	3.05	50/400	310	9.8	16.2	----
			6930	23646	1620	4.28					GX
G2	PA186G2C-7KU	18.6	5370	18322	1280	4.20	55/400	310	8.1	12.9	GX
			5370	18322	1720	3.12					55/400
G2	PA216G2C-7MUL	21.6	6265	21736	1410	4.35	55/400	310	9.8	16.2	GX
			-	-	-	-					60/400
G2	PA241G2C-7MUL	24.1	6930	23645	1581	4.38	60/400	310	9.8	16.2	GX
			6480	22097	2140	3.03					60/400
G2	PA260G2CS-7MUL	26.0	7530	25677	1792	4.20	60/400	310	9.8	16.2	GX

备注：带▲的产品为正在开发的产品
Remarks: "▲" are being developed



新领域压缩机

NEW FIELD COMPRESSOR

系列 Series	代表机型 Typical Model	排量 Displ. (cm ³ /rev)	制冷量 Cooling Capacity (W) (Btu/h)	功率 Power (W)	能效比 COP (W/W)	电容 Capacitor (μF/V)	压缩机高度 Compressor Height (mm)	排气管内径 Discharge Pipe ID (mm)	回气管内径 Suction Pipe ID (mm)	备注 Remark
--------------	-----------------------	--	--	--------------------	---------------------	---------------------------	---------------------------------------	---------------------------------------	-------------------------------------	--------------

热泵热水器专用压缩机 FOR HP WATER HEATER UNIT COMPRESSOR

R134a

1 φ -50Hz-220/240V

测试条件: 热泵专用工况 Test Condition:HPWH

SN	代表机型	排量	制冷量	功率	能效比	电容	压缩机高度	排气管内径	回气管内径	备注
	RJSN68V4TZR1	6.8	1080	3685	290	3.72	15/370	226	6.5	9.8 ▲
SM	RJSM125V1WFZ	12.4	1962	6694	500	3.92	20/370	292	8.1	12.9 ----
	RJSM160V1WFZ	16.0	2470	8428	616	4.00	25/370	292	8.1	12.9 ----
G1	PJ215G1C-4FT	21.3	3295	11243	840	3.92	30/370	294	8.2	12.8 ----
M2C	PJ250M2C-4FT	25.0	4000	13648	1000	4.00	35/370	292	8.2	12.9 ----
	PJ340M2CS-4KU	34.0	5430	18527	1430	3.80	40/400	348	9.8	12.9 ----
TQ	RJTQ480V1WMU	47.9	7660	26136	1975	3.88	60/400	382	9.8	16.2 ▲

1 φ -60Hz-208/230V

测试条件: 热泵专用工况 Test Condition:HPWH

G1C	代表机型	排量	制冷量	功率	能效比	电容	压缩机高度	排气管内径	回气管内径	备注
	PJ125G1C-3DZDU	12.4	2310	7882	612	3.77	30/370	285	8.2	9.8 ----

1 φ -60Hz-208/230V

测试条件: ASH Test Condition:ASH

SN	代表机型	排量	制冷量	功率	能效比	电容	压缩机高度	排气管内径	回气管内径	备注
	RJSN82N1*	8.2	1521	5190	371	3.10	15/370	251	6.5	9.8 ▲
	RJSN89N1*	8.9	1653	5641	403	3.10	15/370	251	6.5	9.8 ▲
	RJSN98N1*	9.8	1812	6182	442	3.10	15/370	251	6.5	9.8 ▲
	RJSN118N1*	11.8	2182	7446	532	3.10	15/370	278	6.5	9.8 ▲

R410A

1 φ -50Hz-220/240V

测试条件: ASH Test Condition:ASH

M1	代表机型	排量	制冷量	功率	能效比	电容	压缩机高度	排气管内径	回气管内径	备注
	PA118M1C-4FZ2	11.8	3735	12744	955	3.91	25/250	278	8.1	12.9 ----
M2	PA170M2C-4ET2	17.1	5575	19022	1385	4.03	35/400	299	8.1	12.9 ----
	PA240M2CS-4KU1	23.9	7820	26682	1980	3.95	50/370	340	8.1	12.9 ----
G1	PA145G1C-4FT1	14.7	4825	16463	1225	3.94	35/370	298	8.1	12.9 ----
M2	PA200M2AS-4KU2	19.9	6645	22673	1670	3.98	45/370	340	8.1	12.8 ----
G2	PA290G2CS-4MU1	28.7	9705	33113	2410	4.03	50/400	344	9.8	16.2 ----
X3	PA331X3CS-4MU1	32.6	10905	37208	2715	4.02	55/400	381.5	9.8	16.2 ----

1 φ -60Hz-208/230V

测试条件: ASH Test Condition:ASH

M1	代表机型	排量	制冷量	功率	能效比	电容	压缩机高度	排气管内径	回气管内径	备注
	PA108M1C-3FZDU	10.8	4170	14228	1035	4.03	35/370	278	8.1	12.9 ----
G1	PA130G1C-3FZU1	13.0	5080	17333	1265	4.02	40/370	298	8.1	12.9 ----
M2	PA170M2C-3ETU	17.1	6715	22912	1690	3.97	40/370	303	9.8	12.9 ----
	PA200M2CS-3MUU1	19.8	7740	26409	1940	3.99	50/370	344	9.8	16.2 ----
X3	PA270X3CS-3MUU	26.9	10860	37054	2700	4.02	55/400	381.5	9.8	16.2 ----

新领域压缩机

NEW FIELD COMPRESSOR

系列 Series	代表机型 Typical Model	排量 Displ. (cm ³ /rev)	制冷量 Cooling Capacity (W) (Btu/h)	功率 Power (W)	能效比 COP (W/W)	电容 Capacitor (μF/V)	压缩机高度 Compressor Height (mm)	排气管内径 Discharge Pipe ID (mm)	回气管内径 Suction Pipe ID (mm)	备注 Remark
--------------	-----------------------	--	--	--------------------	---------------------	---------------------------	---------------------------------------	---------------------------------------	-------------------------------------	--------------

R22

1 φ -50Hz-220/240V

测试条件: 热泵专用工况 Test Condition:HPWH

G1	代表机型	排量	制冷量	功率	能效比	电容	压缩机高度	排气管内径	回气管内径	备注
	PH150G1C-4DZH	15.1	3590	12249	957	3.75	30/370	285	8.2	9.8 ----
	PH165G1C-4DZH	16.4	3905	13324	1033	3.78	30/370	285	8.2	9.8 ----
M2	PH210M2A-4FTS1	21.0	4975	16975	1299	3.83	35/370	292	8.2	12.9 ----
	PH240M2A-4FT1	24.0	5685	19397	1496	3.80	35/400	292	8.2	12.9 ----
G2	PH300G2C-4FT1	28.8	6860	23406	1746	3.93	60/370	297	9.8	12.9 ----
	PH340G2C-4KTS1	33.7	8010	27330	2013	3.98	60/400	310	9.8	12.9 ----
G2	PH400G2CS-4KTS1	39.8	9420	32141	2453	3.84	60/400	354	9.8	12.9 ----
SF	RHSF150V1TET	15.1	3620	12351	950	3.81	25/370	302.8	9.8	9.8 ▲
	RHSF160V1TET	16.0	3920	13375	1030	3.81	35/370	302.8	9.8	9.8 ▲

R410A

变频

测试条件: SEER60 Test Condition:SEER60

SM	代表机型	排量	制冷量	功率	能效比	电容	压缩机高度	排气管内径	回气管内径	备注
	ASM98D17UFZA	9.8	3710	12659	755	4.91	-	283	8.1	12.9 ----
S1	DA131S1B-31FZ	13.1	4945	16872	1010	4.90	-	279	8.1	12.9 ----
	DA150S1C-20FZ	15.0	5635	19227	1155	4.88	-	279	8.1	12.9 ----
S2	DA250S2C-30MT	25.0	9825	33523	2150	4.57	-	322	9.8	16.2 ----
TQ	ATQ420D1UMU	42.0	16358	55813	3550	4.61	-	406	9.8	16.2 ▲


R290

定速

测试条件: 热泵专用工况 Test Condition:HPWH

SM	代表机型	排量	制冷量	功率	能效比	电容	压缩机高度	排气管内径	回气管内径	备注
	RDSM89V1TDZ	8.9	1740	5937	465	3.74	25	272	8.1	9.8 ▲
	RDSM130V1TDZ	13.0	2580	8803	681	3.79	30	272	8.1	9.8 ▲

备注: 带▲的产品为正在开发的产品
Remarks: ▲are being-developed



新领域压缩机

NEW FIELD COMPRESSOR

系列 Series	代表机型 Typical Model	排量 Displ. (cm ³ /rev)	制冷量 Cooling Capacity (W) (Btu/h)	功率 Power (W)	能效比 COP (W/W)	电容 Capacitor (μF/V)	压缩机高度 Compressor Height (mm)	排气管内径 Discharge Pipe ID (mm)	回气管内径 Suction Pipe ID (mm)	备注 Remark
--------------	-----------------------	--	--	--------------------	---------------------	---------------------------	---------------------------------------	---------------------------------------	-------------------------------------	--------------

热泵干衣机 HP Dryer R134a

1 φ -50Hz-220/240V

测试条件: ASH Test Condition:ASH 220V-50Hz

系列	代表机型	排量	制冷量	功率	能效比	电容	压缩机高度	排气管内径	回气管内径	备注	
SN	RJSN118V1TZR	11.73	1365	4657	479	2.85	15/370	226	6.5	9.8	----
	RJSN98V1T***	9.8	1145	3907	385	2.97	15/370	226	6.5	9.8	▲
	RJSN82V2TZZ1	8.2	955	3258	315	3.03	15/370	226	6.5	9.8	----
	RJSN82V12TZRW1	8.2	955	3258	315	3.03	15/370	226	6.5	9.8	▲
	RJSN68V1T***	6.8	805	2747	266	3.03	15/370	226	6.5	9.8	▲
SK	RJSK75V11TZRB	7.5	860	2934	318	2.70	15/370	225	6.5	9.8	▲
	RJSK75V2TZ*	7.5	860	2934	340	2.53	15/370	211	6.5	9.8	▲

R290

1 φ -50Hz-220/240V

测试条件: ASH Test Condition:ASH 220V-50Hz

系列	代表机型	排量	制冷量	功率	能效比	电容	压缩机高度	排气管内径	回气管内径	备注	
Sn	RDSN71V1TZR	7.1	1085	3702	365	2.97	15/370	226	6.5	9.8	▲
	RDSN82V1TZR	8.2	1235	4214	415	2.98	15/370	226	6.5	9.8	▲

R134a

1 φ -60Hz-115V

测试条件: ASH Test Condition:ASH 115V-60Hz

系列	代表机型	排量	制冷量	功率	能效比	电容	压缩机高度	排气管内径	回气管内径	备注	
SN	RJSN98E1TZR1	9.8	1370	4674	450	3.05	15/370	226	6.5	9.8	▲

R134a

DC INV.

测试条件: ASH Test Condition:ASH 115V-60Hz

系列	代表机型	排量	制冷量	功率	能效比	电容	压缩机高度	排气管内径	回气管内径	备注	
SK	RJSK75D***	7.5	1105	3770	320	3.45	---	201	6.5	9.8	▲

卧式 HORIZONTAL TYPE

R404A

1 φ -50Hz-220/240V

测试条件: 冷冻冷藏测试工况 Test Condition:ASH *

系列	代表机型	排量	制冷量	功率	能效比	电容	压缩机高度	排气管内径	回气管内径	备注	
H1	PS130H1C-4WADA	13.0	840	2866	615	1.37	25/370	277	8.2	12.9	----
	PS195H1C-4WADA	19.6	1295	4419	925	1.40	30/400	286	8.2	12.9	----

备注: 带▲的产品为正在开发的产品
Remarks: *▲are being-developed

新领域压缩机

NEW FIELD COMPRESSOR

系列 Series	代表机型 Typical Model	排量 Displ. (cm ³ /rev)	制热量 Cooling Capacity (W) (Btu/h)	功率 Power (W)	能效比 COP (W/W)	电容 Capacitor (μF/V)	压缩机高度 Compressor Height (mm)	排气管内径 Discharge Pipe ID (mm)	回气管内径 Suction Pipe ID (mm)	备注 Remark
--------------	-----------------------	--	--	--------------------	---------------------	---------------------------	---------------------------------------	---------------------------------------	-------------------------------------	--------------

除湿机 HP DRYER R410A

1 φ -60Hz-115V

测试条件: ASH Test Condition:ASH

系列	代表机型	排量	制热量	功率	能效比	电容	压缩机高度	排气管内径	回气管内径	备注	
SK	ASK30E1VZR	3.0	850	2900	365	2.33	15/250	-	-	-	▲
	ASK40E1VZR	4.0	1200	4094	421	2.9	20/250	-	-	-	▲
	ASK46E1VZR	4.6	1560	5323	397	3.94	35/250	237	8.1	9.8	----
	ASK50E1UZZ	5.0	1505	5135	510	2.95	35/250	237	8.1	9.8	----
	ASK50E11UZZY	5.0	1505	5135	515	2.92	35/250	233	6.5	9.8	▲
	ASK60E11UZZY	6.0	1800	6142	622	2.89	40/250	233	6.5	9.8	----
SN	ASN68E1UZZ	6.8	2080	7097	688	3.02	45/250	229	8.1	9.8	----
	ASN71E11UZDX1	7.1	2140	7302	710	3.02	45/250	241	6.5	9.8	----
	ASN89E1VBZ	8.9	2720	9281	910	2.99	50/250	251	8.1	9.8	----
M1	EA118M1C-1FZ1	11.8	3450	11771	1170	2.95	55/250	278	8.1	12.9	----

1 φ -60Hz-208/230V

测试条件: ASH Test Condition:ASH

系列	代表机型	排量	制热量	功率	能效比	电容	压缩机高度	排气管内径	回气管内径	备注	
SN	ASN68N1UDZ	6.8	2035	6943	667	3.05	20/370	251	8.1	9.8	----
	ASN82N1UDZ	8.2	2460	8394	815	3.02	25/370	251	8.1	9.8	----
M1	PA98M1C-3FZD	9.8	2900	9895	930	3.12	35/370	278	8.1	12.9	----
	PA118M1C-3FZU	11.8	3390	11567	1125	3.01	35/370	278	8.1	12.9	C

R134a

1 φ -60Hz-208/230V

测试条件: ASH Test Condition:ASH

系列	代表机型	排量	制热量	功率	能效比	电容	压缩机高度	排气管内径	回气管内径	备注	
SK	JSK64N1*	6.4	900	3070	355	2.53	25	-	-	-	▲
	JSK75N1*	7.5	980	3343	364	2.69	30	-	-	-	▲

1 φ -50Hz-220/240V

测试条件: ASH Test Condition:ASH

系列	代表机型	排量	制热量	功率	能效比	电容	压缩机高度	排气管内径	回气管内径	备注	
SK	JSK27V1*	2.7	280	955	120	2.33	4	-	-	-	▲
	JSK35V1*	3.5	360	1228	153	2.35	4.7	-	-	-	▲
	JSK40V1*	4.0	440	1501	187	2.35	6.5	-	-	-	▲
	JSK46V1*	4.6	490	1672	205	2.39	6.5	-	-	-	▲
	JSK50V1*	5.0	520	1774	215	2.42	6.5	-	-	-	▲
	JSK64V1*	6.4	700	2388	274	2.55	6.5	-	-	-	▲
	JSK75V1*	7.5	780	2661	300	2.60	10	-	-	-	▲
JSK85V1*	8.5	890	3037	320	2.78	10	-	-	-	▲	
SN	JSN118V1*	11.7	1360	4640	470	2.89	15	226	6.5	9.8	▲
G1	PJ125G1C-4DZDE	12.4	1400	4777	510	2.75	25/370	285	8.2	9.8	----
	PJ160G1C-4DZ	16.0	1828	6237	635	2.88	25/370	285	8.2	9.8	----

制冷量测试条件

REFRIGERATING CAPACITY TEST CONDITION

机种系列 Compressor Series	定速机种 Fixed-Frequency					直流变频 DC Inverter
测定电源 Test Power Source						专用变频器,60rps时 Inverter Driving at 60rps
测试条件 Test Condition	ARI	GX	ASH	ASH★	HPWH	SEER60
冷凝温度 Condensing Temp.°C	54.4	46.0	54.4	54.4	60.0	42.3
过冷液温度 Liquid Temp.°C	46.1	41.0	46.1	32.2	50.0	34.3
蒸发温度 Evaporating Temp.°C	7.2	10.0	7.2	-23.3	10.0	2.7
吸气温度 Suction Temp.°C	18.3	18.0	35.0	32.2	20.0	12.8
环境温度 Ambient Temp.°C	35.0	35.0	35.0	35.0	35.0	35.0
排气温度 Discharge Temp.°C			85.0			
备注 Remarks	■	●	◆	☆	▲	输入功率包含 变频器功率 Includ. Inverter Power
	<ul style="list-style-type: none"> ● 对应高效产品 For higher efficiency products ◆ 强制空冷 Forced Air Cooling ☆ ASH冷冻冷藏专用测试工况 ASH refrigeration test condition ▲ 热泵热水专用机种测试工况 Testing conditions for special heat-pump water heater compressor 					



压缩机标准包装

COMPRESSOR STANDARD PACKAGE

依据运输要求,分为出口包装和内销包装,分别见右图:
We have export and domestic package types, see the right pictures

20英尺集装箱=20箱
20-foot container=20Boxes

箱体尺寸 Package Dimensions		1	2	3	4	5	6	7	8	9	10	11	12
出口 (国内) Export (Domestic)	L(m)	1.144(1.100)	1.144(1.100)	1.144(1.100)	1.144(1.100)	1.144(1.122)	1.144(1.122)	1.144(1.122)	1.144(1.122)	1.144(1.122)	1.144(1.122)	1.144(1.122)	1.144(1.122)
	W(m)	1.108(1.100)	1.108(1.100)	1.108(1.100)	1.108(1.100)	1.108(1.086)	1.108(1.086)	1.108(1.086)	1.108(1.086)	1.108(1.086)	1.108(1.086)	1.108(1.086)	1.108(1.086)
	H(m)	0.896-1.004	0.97-1.05	0.78-0.86	0.78-0.86	0.96-1.01	0.83-0.86	0.75-0.84	0.8-1.0	0.8-1.0	0.76-0.97	0.73-1.05	0.83-0.95
每箱数量/重量(Kg) Qty/G-Weight/Box	48-108 SK	120/840-1140											
	48-108 SN	120/1020-1260											
	125-215 SM(φ150)	80/690-1068											
	125-215 SM(φ176)	60/780-1155											
	48-108 G0C	120/995-1145											
	125-215 G1(φ150)	80/840-1085											
	125-215 G1(φ176)	60/730-830											
	79-180 X1(φ150)	80/795-1055											
	108-180 X1(φ176)	60/680-805											
	79-130 M1(φ150)	80/690-1050											
	108 M1C	60/740-830											
	130-210 S1(φ150)	80/796-1155											
	130-340 X2/M2	60/780-1155											
	251-480 X3	48/950-1270											
	270-440 G2	48/850-1070											

注:重量一栏为包装机种的毛重区间,以上数据仅供参考。(单位:千克)
Note: Gr, Wt---- The range of Gross Weight is the weight when packing models, the above data could only be used as a reference; Unit:kg.
本资料中数据如有变更,恕不通知。
Data can be subject to change without notice.

箱体尺寸 Package Dimensions		1	2	4	5	箱体尺寸 Package Dimensions		1	2	4	5
出口 (国内) Export (Domestic)	L(m)	1.144(1.100)	1.144(1.100)	1.144(1.100)	1.144(1.100)	每箱数量/重量(Kg) Qty/G-Weight/Box	48-108SK	120/1020-1140			
	W(m)	1.108(1.100)	1.108(1.100)	1.108(1.100)	1.108(1.100)		48-108SN		120/1140-1260		
	H(m)	0.99	0.99-1.05	0.78-0.86	0.78-0.86		125-215 SM(φ150)			80/690-1020	
						125-215 SM(φ176)				60/780-1155	

压缩机标准附件
COMPRESSOR ACCESSORIES

标准附件 Accessories	对应内保护器 定速机种 Internal OLP Fixed-frequency Model	对应外保护器 定速机种 External OLP Fixed-frequency Model	对应变频机种 AC/DC Inverter Model		
			需感温器 Needing Thermal Sensor	不需感温器 No Thermal Sensor	
端子罩 Terminal Cover					
					
					
端子垫片 Terminal Packing					
					
					
端子螺母 Terminal Nut					
端子螺母垫片 Terminal Nut Washer					
外置保护器 External OLP					
感温器 Thermal Sensor					
橡胶垫 Rubber Cushion (3 Purchase)					
					
					
					

CONTACT US
联系我们

广东美芝制冷设备有限公司

地址: 广东佛山市顺德区大良顺峰山工业区
邮编: 528333
电话: +86-757-22329000
传真: +86-757-22297514
网址: www.chinagmcc.com

GUANGDONG MEIZHI COMPRESSOR CO.,LTD

Address: Shunfengshan Industrial Developmentzone Shunde
Guangdong , P . R . China
Postcode: 528333
Tel: +86-757-22329000
Fax: +86-757-22297514
www.chinagmcc.com

GMCC 美芝技术服务中心

电话: +86-757-22329127
邮箱: chenlj@chinagmcc.com
咨询时间: 周一至周五 AM 8:00-11:30
PM 14:00-17:00


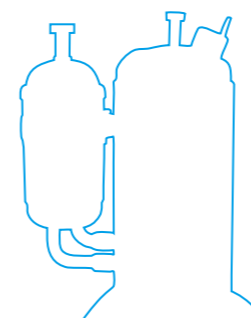
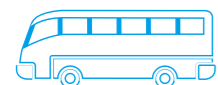
GMCC TECHNICAL SERVICE CENTER

Tel: +86-757-22329127
E-mail: chenlj@chinagmcc.com
Service Time: am 8:00-11:30
pm 14:00-17:00
Monday through Friday

GMCC 印度技术中心

GMCC TECHNOLOGY R & D CENTER

Address: Ground floor, Plot No. 657,
Pace City - 2, Sector-37, Gurgaon
Phone: +91 8447513953
Contact: Leo Wang



GMCC

